

TRANSNET



freight rail

A Division of Transnet SOC Limited Registration number 1990/009000/30


"PREVIEW COPY ONLY"

REQUEST FOR QUOTATION

KBY/52547

KBY_11848

Senior Buyer
Supply Chain Services
TRANSNET FREIGHT RAIL
Austen Street
KIMBERLEY
8301



Transnet Freight Rail, a division of

TRANSNET SOC LTD

Registration Number 1990/000900/30

[hereinafter referred to as **Transnet**]

REQUEST FOR QUOTATION [RFQ] No KBY/ 52547

**MAINTENANCE AND PAINTWORK TO BUILDING ASSET NUMBER 02PB105/
02AB144K AT BEACONSFIELD FOR A PERIOD OD TWENTY (20) DAYS.**

FOR DELIVERY TO: TRANSNET FREIGHT RAIL, REAL ESTATE MANAGEMENT

ISSUE DATE: 27 AUGUST 2013

CLOSING DATE: 29 OCTOBER 2013

CLOSING TIME: 10:00

Section 1 NOTICE TO BIDDERS

Quotations which must be completed as indicated in Section 2 of this RFQ are to be submitted as follows:

METHOD:

Tender Box

CLOSING VENUE:

Transnet Freight Rail, Property Management Building, Office no. 2, Austen Street, Beaconsfield

1 Responses to RFQ

Responses to this RFQ [**Quotations**] must not include documents or reference relating to any other quotation or proposal. Any additional conditions must be embodied in an accompanying letter.

2 Broad-Based Black Economic Empowerment [B-BBEE]

Transnet fully endorses and supports the Government's Broad-Based Black Economic Empowerment Programme and it would therefore prefer to do business with local business enterprises who share these same values. Transnet will accordingly allow a "preference" to companies who provide a valid B-BBEE Verification Certificate. All procurement transactions will be evaluated accordingly.

2.1 B-BBEE Scorecard and Rating

As prescribed in terms of the Preferential Procurement Policy Framework Act (PPPFA), Act 5 of 2000 and its Regulations, Respondents are to note the following:

- Proposals will be evaluated on price which will be allocated 80 points and preference which will be allocated 20 points, dependent on the value of the Services.
- The 80/20 preference point system applies where the acquisition of the Services will be less than R1 000 000.00.
- If the 80/20 preference point system is stipulated and all Bids received exceed R1 000 000.00, the RFQ will be cancelled.
- In this RFQ, Transnet will apply **80/20** preference point system prescribed in the PPPFA. In compliance with the Government Gazette No 34612, Notice No. 754 dated 23 September 2011, as from 1 October 2011 valid B-BBEE Verification Certificates must be issued by:

- (i) Verification Agencies accredited by the South African National Accreditation System [SANAS]; or
- (ii) Registered Auditors approved by the Independent Regulatory Board of Auditors [**IRBA**], in accordance with the approval granted by the Department of Trade and Industry.

Enterprises will be rated by such agencies based on the following:

- a) **Large Enterprises** [i.e. annual turnover greater than R35 million]:
 - Rating level based on all seven elements of the B-BBEE scorecard

2

Respondent's Signature

Date & Company Stamp

- b) **Qualifying Small Enterprises – QSE** [i.e. annual turnover between R5 million and R35 million]:
- Rating based on any four of the elements of the B-BBEE scorecard
- c) **Exempted Micro Enterprises – EME** [i.e. annual turnover less than R5 million]:
- In accordance with B-BBEE Codes of Good Practice [Statement 000, Section 4], any enterprise with an annual total revenue of R 5 million or less qualifies as an EME.
- Automatic rating of B-BBEE Level 4 irrespective of race or ownership
 - Black ownership greater than 50% or Black Women ownership greater than 50% automatically qualify as B-BBEE Level 3
- Sufficient evidence to qualify as an EME would be a certificate (which may be in the form of a letter) from an auditor or accounting officer or a certificate from a Verification Agency accredited by SANAS. The certificate must confirm the company's turnover, black ownership / black female ownership, B-BBEE status level and validity date.

Respondents are required to furnish proof of the above to Transnet. [i.e. a valid detailed scorecard as stipulated above in respect of Large Enterprises and QSEs, or a valid certificate in respect of EMEs].

Transnet will accordingly allocate a maximum of **20 [twenty] points** in accordance with the **80/20** preference point system prescribed in the Preferential Procurement Policy Framework Act (PPPFA), Act 5 of 2000 and its Regulations to the Respondent's final score based on an entity's B-BBEE scorecard rating.

N.B. Failure to submit a B-BBEE certificate, which is valid as at the Closing Date of this RFQ, will result in a score of zero being allocated for B-BBEE.

[Refer clause 0 below for Returnable Documents required]

3 Communication

- a) Respondents are warned that a response will be liable for disqualification should any attempt be made by a Respondent either directly or indirectly to canvass any officer(s) or employee of Transnet in respect of this RFQ between the closing date and the date of the award of the business.
- b) A Respondent may, however, before the closing date and time, direct any written enquiries relating to the RFQ to the following Transnet employee:

Name: Refilwe Ramothwala

Email: Refilwe.Ramothwala@transnet.net

4 Tax Clearance

The Respondent's original valid Tax Clearance Certificate must accompany the Quotation. Failure to provide this document with the RFQ submission will result in disqualification.

5 VAT Registration

The valid VAT registration number must be stated here: _____ *[if applicable].*

Respondent's Signature

Date & Company Stamp

6 Legal Compliance

The successful Respondent shall be in full and complete compliance with any and all applicable national and local laws and regulations.

7 Changes to Quotations

Changes by the Respondent to its submission will not be considered after the closing date and time.

8 Pricing

All prices must be quoted in South African Rand on a fixed price basis, excluding VAT.

9 Prices Subject to Confirmation

Prices quoted which are subject to confirmation will not be considered.

10 Negotiations

Transnet reserves the right to undertake post-tender negotiations with selected Respondents or any number of short-listed Respondents.

11 Binding Offer

Any Quotation furnished pursuant to this Request shall be deemed to be an offer. Any exceptions to this statement must be clearly and specifically indicated.

12 Disclaimers

Transnet is not committed to any course of action as a result of its issuance of this RFQ and/or its receipt of a Quotation in response to it. Please note that Transnet reserves the right to:

- modify the RFQ's goods / service(s) and request Respondents to re-bid on any changes;
- reject any Quotation which does not conform to instructions and specifications which are detailed herein;
- disqualify Quotations submitted after the stated submission deadline;
- not necessarily accept the lowest priced Quotation;
- reject all Quotations, if it so decides;
- place an order in connection with this Quotation at any time after the RFQ's closing date;
- award only a portion of the proposed goods / service/s which are reflected in the scope of this RFQ;
- split the award of the order/s between more than one Supplier/Service Provider; or
- make no award at all.

In addition, Transnet reserves the right to exclude any Respondent from the bidding process who has been convicted of a serious breach of law during the preceding 5 [five] years, including but not limited to breaches of the Competition Act 89 of 1998. Respondents are required to indicate below whether or not they have been found guilty of a serious breach of law during the past 5 [five] years:

I/We _____ do hereby certify that I/we
have/have not been found guilty during the preceding 5 [five] years of a serious breach of law, including but not limited to a breach of the Competition Act, 89 of 1998, by a court of law, tribunal or

 Respondent's Signature

other administrative body. The type of breach that the Respondent is required to disclose excludes relatively minor offences or misdemeanours, e.g. traffic offences.

Where found guilty of such a serious breach, please disclose:

NATURE OF BREACH:

DATE OF BREACH:

Furthermore, I/we acknowledge that Transnet SOC Ltd reserves the right to exclude any Respondent from the bidding process, should that person or entity have been found guilty of a serious breach of law, tribunal or regulatory obligation.

13 Evaluation Criteria

Transnet will utilise the following criteria [not necessarily in this order] in choosing a Supplier/Service Provider, if so required:

- Administrative responsiveness - Completeness of response and returnable documents
- Substantive responsiveness – Prequalification criteria, if any, must be met and whether the Bid materially complies with the scope and/or specification given
- Technical threshold of 60%: Compliance to specification / quality, previous performance, delivery lead-time
- Weighted evaluation based on 80/20 preference point system as indicated in paragraph 2 above:
 - Pricing and price basis [firm] - whilst not the sole factor for consideration, competitive pricing and overall level of unconditional discounts¹ will be critical
 - B-BBEE status of company

Preference points will be awarded to a bidder for attaining the B-BBEE status level of contribution in accordance with the table below:

B-BBEE Status Level of Contributor	Number of points (80 / 20 system)
1	20
2	18
3	16
4	12
5	8
6	6
7	4
8	2
Non-compliant contributor	0

¹ Only unconditional discounts will be taken into account during evaluation. A discount which has been offered conditionally will, despite not being taken into account for evaluation purposes, be implemented when payment is effected.

14 Validity Period

Transnet desires a validity period of 30 [thirty] days from the closing date of this RFQ.
This RFQ is valid until _____.

15 Banking Details

BANK: _____
BRANCH NAME / CODE: _____
ACCOUNT HOLDER: _____
ACCOUNT NUMBER: _____

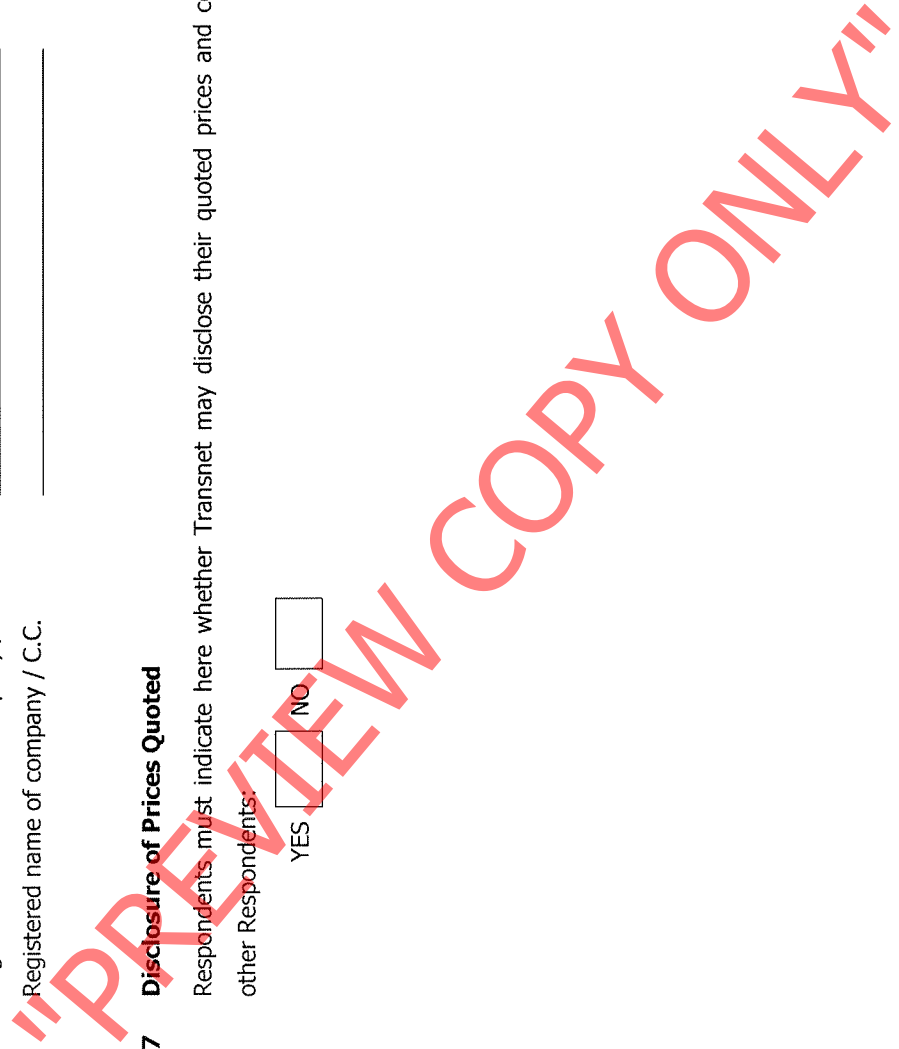
16 Company Registration

Registration number of company / C.C. _____
Registered name of company / C.C. _____

17 Disclosure of Prices Quoted

Respondents must indicate here whether Transnet may disclose their quoted prices and conditions to other Respondents:

YES NO



6

Respondent's Signature

Date & Company Stamp

18 Returnable Documents

Returnable Documents means all the documents, Sections and Annexures, as listed in the tables below.

a) Respondents are required to submit with their Quotations the **Compulsory Returnable Documents**, as detailed below and marked with an *

Failure to provide all these Compulsory Returnable Documents at the Closing Date and time of this RFQ will result in a Respondent's disqualification. Respondents are therefore urged to ensure that all these Documents are returned with their Quotations.

All Sections, as indicated in the footer of each page, must be signed, stamped and dated by the Respondent. Please confirm submission of these mandatory Returnable Documents by so indicating [Yes or No] in the table below:

Returnable Documents	Submitted [Yes or No]
<p>SECTION 1 : Notice to Bidders</p> <ul style="list-style-type: none"> - Valid B-BBEE Verification Certificate [RSA Large Enterprises and QSEs] Note: failure to provide a valid B-BBEE Verification Certificate at the closing date and time of the tender will result in an automatic score of zero being allocated for B-BBEE scorecard - Valid B-BBEE certificate from auditor, accounting officer or SANAS accredited Verification Agency [RSA EMES] Note: failure to provide a valid B-BBEE Verification Certificate at the closing date and time of the tender will result in an automatic score of zero being allocated for B-BBEE scorecard 	
<ul style="list-style-type: none"> - In the case of Joint Ventures, a copy of the Joint Venture Agreement or written confirmation of the intention to enter into a Joint Venture Agreement 	*
SECTION 2 : Quotation Form	
SECTION 3: Vendor Application Form	
<ul style="list-style-type: none"> • Original cancelled cheque or bank verification of banking details 	
<ul style="list-style-type: none"> • Certified copies of IDs of shareholder/directors/members [as applicable] 	
<ul style="list-style-type: none"> • Certified copy of Certificate of Incorporation [CM29/CM9 name change] 	
<ul style="list-style-type: none"> • Certified copy of share certificates [CK1/CK2 if C.C.] 	
<ul style="list-style-type: none"> • Entity's letterhead 	
<ul style="list-style-type: none"> • Certified copy of VAT Registration Certificate [RSA entities only] 	
<ul style="list-style-type: none"> • Certified copy of valid Company Registration Certificate [if applicable] 	
<ul style="list-style-type: none"> • Original valid Tax Clearance Certificate [Consortia / Joint Ventures / Sub-contractors must submit a separate Tax Clearance Certificate for each party] 	*
Valid Letter of Good Standing	
ANNEXURE A – Project Specifications	*

Respondent's Signature

7

Date & Company Stamp

Section 2 QUOTATION FORM

I/We _____
hereby offer to supply the services at the prices quoted in the Price Schedule below, in accordance with the conditions related thereto and as per Annexure A

I/We agree to be bound by those terms and conditions in:
the Standard Terms and Conditions for the Supply of Goods or Services to Transnet, the E4E and the E7/1 [all available on request]; and
any other standard or special conditions mentioned and/or embodied in this Request for Quotation.

I/We accept that unless Transnet should otherwise decide and so inform me/us, this Quotation [and, if any, its covering letter and any subsequent exchange of correspondence], together with Transnet's acceptance thereof shall constitute a binding contract between Transnet and me/us.

I/We further agree that if, after I/we have been notified of the acceptance of my/our Quotation, I/we fail to deliver the said service within the delivery lead-time quoted, Transnet may, without prejudice to any other legal remedy which it may have, cancel the order and recover from me/us any expenses incurred by Transnet in calling for Quotations afresh and/or having to accept any less favourable offer.

"PREVIEW COPY ONLY"

Respondent's Signature

8

Date & Company Stamp

Section 3

Transnet Supplier Declaration/Application

The Financial Director or Company Secretary

Transnet Vendor Management has received a request to load your company on to the Transnet vendor database. Please furnish us with the following to enable us to process this request:

1. Complete the "Supplier Declaration Form" (SDF) on page 2 of this letter
2. **Original** cancelled cheque **OR** letter from the bank verifying banking details **(with bank stamp)**
3. **Certified** copy of Identity document of Shareholders/Directors/Members (where applicable)
4. **Certified** copy of certificate of incorporation, CM29 / CM9 (name change)
5. **Certified** copy of share Certificates of Shareholders, CK1 / CK2 (if CC)
6. A letter with the company's letterhead confirming physical and postal addresses
7. **Original or certified** copy of SARS Tax Clearance certificate and Vat registration certificate
8. A signed letter from the Auditor / Accountant confirming most recent annual turnover and percentage black ownership in the company **AND/OR** BBBEE certificate and detailed scorecard from an accredited rating agency (SANAS member).

NB:

- **Failure to submit the above documentation will delay the vendor creation process.**
- *Where applicable, the respective Transnet business unit processing your application may request further information from you. E.g. proof of an existence of a Service/Business contract between your business and the respective Transnet business unit etc.*

IMPORTANT NOTES:

- a) **If your annual turnover is less than R5 million**, then in terms of the DTI codes, you are classified as an Exempted Micro Enterprise (EME). If your company is classified as an EME, please include in your submission, a signed letter from your Auditor / Accountant confirming your company's most recent annual turnover is less than R5 million and percentage of black ownership and black female ownership in the company AND/OR BBBEE certificate and detailed scorecard from an accredited rating agency (e.g. permanent SANAS Member), should you feel you will be able to attain a better BBBEE score.
- b) **If your annual turnover is between R5 million and R35million**, then in terms of the DTI codes, you are classified as a Qualifying Small Enterprise (QSE) and you claim a specific BBBEE level based on any 4 of the 7 elements of the BBBEE score-card, please include your BEE certificate in your submission as confirmation of your status.
NB: BBBEE certificate and detailed scorecard should be obtained from an accredited rating agency (e.g. permanent SANAS Member).
- c) **If your annual turnover is in excess of R35million**, then in terms of the DTI codes, you are classified as a Large Enterprise and you claim a specific BEE level based on all seven elements of the BBBEE generic score-card. Please include your BEE certificate in your submission as confirmation of your status.
NB: BBBEE certificate and detailed scorecard should be obtained from an accredited rating agency (permanent SANAS Member).
- d) **To avoid PAYE tax being automatically deducted from any invoices received from you**, you must also contact the Transnet person who lodged this request on your behalf, so as to be correctly classified in terms of Tax legislation.
- e) Unfortunately, **No payments can be made to a vendor** until the vendor has been registered, and no vendor can be registered until the vendor application form, together with its supporting documentation, has been received and processed.
- f) **Please return the completed Supplier Declaration Form (SDF) together with the required supporting documents mentioned above to the Transnet Official who is intending to procure your company's services/products in order that he/she should complete and Internal Transnet Departmental Questionnaire before referring the matter to the appropriate Transnet Vendor Master Office.**

Regards,

Respondent's Signature

Date & Company Stamp

Supplier Declaration Form

Company Trading Name										
Company Registered Name										
Company Registration Number Or ID Number If A Sole Proprietor										
Form of entity	CC	Trust	Pty Ltd	Limited	Partnership	Sole Proprietor				
VAT number (if registered)										
Company Telephone Number										
Company Fax Number										
Company E-Mail Address										
Company Website Address										
Bank Name		Bank Account Number								
Postal Address									Code	
Physical Address									Code	
Contact Person										
Designation										
Telephone										
Email										
Annual Turnover Range (Last Financial Year)		< R5 Million		R5-35 million		> R35 million				
Does Your Company Provide		Products		Services		Both				
Area Of Delivery		National		Provincial		Local				
Is Your Company A Public Or Private Entity		Public		Private						
Does Your Company Have A Tax Directive Or IRP30 Certificate		Yes								No
Main Product Or Service Supplied (E.G.: Stationery/Consulting)										
BEE Ownership Details										
% Black Ownership	% Black women ownership	% Disabled person/s ownership								
Does your company have a BEE certificate		Yes		No						
What is your broad based BEE status (Level 1 to 9 / Unknown)		Permanent		Part time						
How many personnel does the firm employ										
Transnet Contact Person										
Contact number										
Transnet operating division										
Duly Authorised To Sign For And On Behalf Of Firm / Organisation										
Name		Designation								
Signature		Date								
Stamp And Signature Of Commissioner Of Oath										
Name		Date								
Signature		Telephone No.								

ANNEXURE A

ASSET DESCRIPTION: STORE

ASSET LOCATION: INFRA

CITY / TOWN: BEACONSFIELD

WORK DESCRIPTION: MINTENANCE AND PAINTWORK TO BUILDING

TENDER NO:

ASSET NO: 02PB105 / 02

ITEM NO. SPECIFICATIONS PER ITEM.

CEILINGS

- 42 Work description: Paint ceiling complete with 2 coats white roof paint. Paint work include the structure sections. Apply two coats roof guard paint. All surfaces not being painted, such as brickwork, sills, floors, joinery work and the like must be covered up and protected against spotting before any painting is commenced with. No sweeping or dusting shall be done while painting is in progress or while paint is still wet.

WALLS INTERIOR

- 58 Work description: Prepare smooth walls for painting. Wash wall thoroughly with hot water and sugar soap in order to remove any traces of dust, fat, oil and any other dirt. Preparation of walls shall include opening all fine cracks with sharp object, the filling of cracks and all holes in wall with the appropriate filler or patching plaster, depending on the size of the cracks or holes. The areas under repair must be sanded down to a smooth, even finish. Brush down the surface removing all loose particles and dust ensuring that the surface is sound. Sand paint on walls to provide bond for new paint. Rinse wall thoroughly with clean water. Let wall dry completely before any paint is applied. No sweeping or dusting shall be done after the wall had been prepared for painting, while painting is in progress or while paint is still wet.
- 59 Work description: Repair walls brick/rough plaster finish for painting. Wash wall thoroughly with hot water and sugar soap in order to remove any traces of dust, fat, oil and any other dirt, preparation of walls shall include opening all fine cracks with sharp object, the fill of crack and all holes in wall with the appropriate filler or patching plaster depending on the size of the cracks or holes. The areas under repair must be sand down to a smooth, even finish. Brush down the surface removing all loose particles and dust ensuring that the surface is sound. Sand paint on walls to provide bond for new paint. Rinse wall thoroughly with clean water. No sweeping or dusting shall be done after the wall had been prepared for painting or while painting is in progress or while paint is still wet. Let wall dry completely before any paint is applied.
- 67 Work description: Paint smooth walls with universal undercoat and gloss enamel. All paint work shall be done to the specification of the manufacturer. Over coating shall be done as specified by the manufacturer. All surfaces not being painted, such as brickwork, sills, floors, joinery work and the like must be covered up and protected against spotting before any painting is commenced with. No sweeping or dusting shall be done while painting is in progress or while paint is still wet. All items that are more cost effective to remove from wall and to re-fix must be removed to avoid cutting in against items such as notice boards, towel rails and other such items.

Respondent's signature: _____ Date: _____ / _____ / _____

TENDER NO:

ASSET NO: 02PB105 / 02

ITEM NO. SPECIFICATIONS PER ITEM.

71 Work description: Paint brick wall 2 coats paint as specified at description
All paint work shall be done to the specification of the manufacturer. Over coating time shall be done as specified by the manufacturer. All surfaces not being painted such as brickwork, sills, floors, joinery work and the like must be covered up and protected against spotting before any painting commenced. No sweeping or dusting shall be done while painting is in progress or while paint is still wet. All items that is more cost effective to remove from wall and to re-fix must be removed to avoid cutting in against items as notice boards, towel rails and other such items.

122 Work description: Install 6mm temperd hardboard panelling on existing asbestos wall with cleats (specify height)

WINDOWS INTERIOR

163 Work description: Install/replace vertical blinds (1)

*** MEASUREMENT*** For recess fix blinds the clearance between bottom of blinds and window sill shall be 10 mm. For face fix blinds the blinds shall cover the window with plus 150 mm on each side of window where possible, the top of the blind shall be 100 mm above the lintel and the bottom of the blinds shall be 150 mm below the windowsill. Rails to be fit with quick snap-out clamps spaced not more than 900mm apart.

IMPORTANT - THE TOP POCKETS HOUSING THE LOUVRE SLATS/HANGERS AND THE BOTTOM POCKETS HOUSING THE MOULDED PVC BOTTOM WEIGHTS SHALL BE SEWN AND SHALL NOT GLUED OR HEAT SEALED

Track of extruded aluminium construction measuring 44,5mm wide by 25mm natural anodized finish (25 micron) as standard or an option of white powder coated finish. Fixing for TOP FIX (ceiling or recess fix) use extruded aluminium "QUICK CLIP FIX" brackets secured to the top of the recess with 5mm dia x at least 40mm long "Hilti" prefix anchors, track to clipped into the brackets. For FACE FIX extruded aluminium "QUICK CLIP FIX" brackets are used which are firstly anchored to the wall by means of 5mm dia x at least 40mm long "Hilti" prefix anchors and the track then clipped into the integral bracket. The runners shall be of high quality construction incorporating a safety/slipping clutch to ensure the correct alignment of the blades. The runners to be 10mm wide and operate on wheels and are linked together with nylon links which ensure a minimum of 13mm overlap on each blade/vane. Control cord to be white, plastic tension type and the blades rotated cord bead chain cord. The hanger on the runner to be moulded from clear polycarbonate and to be the "peg" design. The vertical position of the blades is maintained by moulded PVC bottom weights (weighing 50 grams for 127mm blades and 38 gram for 90mm) in a pocket at the bottom of the vane/blade which are interconnected by means of twin, snap-on, white, plastic link chain. , Glass fibre and Acrylic composition; all of which are vinyl coated and anti-static treated.

I

164 Work description: Install/replace vertical blinds (2)
See install/replace Vertical blinds (1) for specifications

WINDOWS INT AND EXT

Respondent's signature: _____ Date: ____/____/____

TENDER NO:

ASSET NO: 02PB105 / 02

ITEM NO. SPECIFICATIONS PER ITEM.

- 186 Work description: Replace cracked/broken window panes (clear).
Remove broken windowpane and clean frame from all rust and dirt. Paint frame with anti rust metal primer. Fixing of glass shall comply with part N of section 3 of SABS 0400. The glass for glazing shall comply with (cks 55). The thickness of panes related to its area shall be in accordance with (SABS 0137). Glazing putty shall comply with (SABS 680). Back putty shall not exceed 3mm. Glazing shall be executed in accordance with (SABS 0137). Front putty must be straight and in line with the top of the frame profile. Glass panes shall have adequate clearance between the edges of glass and the rebates as no glass to metal/wood contact at any point will be permitted.
- 206 Work description: Paint window frame complete.
Clean window frame from rust and dirt by scraping or by means of steel wire brush. Sand frame complete and wipe off all sanding dust to obtain a perfectly clean surface. Prime all exposed metal surfaces with an approved metal primer. Apply one coat universal undercoat and two coats gloss Dulux Pearlgo. After painting, window-opening sections shall open and close easily. All Window handles, peg stays and sliding stays shall be remove to paint window. The Window handles, peg stays and sliding stays shall be removed cleaned and re-fitted. Contractor shall be responsible for any lost window fittings
- 217 Work description: Paint burglar bars 10 – 12mm diameter round bar.
Clean from all rust and dirt. Sand burglar bars and wipe off all sanding dust. After cleaning and sanding off rust on metal work those portions so affected shall be treated with an approved rust inhibitor. Paint burglar bars 1 coat universal undercoat and two coats gloss Dulux pearlgo.
- DOORS/SECURITY GATES**
- 287 Work description: Paint door complete, 2 coats.
Previously painted doors: Wash thoroughly with a suitable detergent to remove all dirt and rinse with clean water. Remove defective paint/varnish and repair all holes and defective places with a suitable wood filler. Remove handle. Sand complete door and wipe off all sanding dust with a damp cloth. Allow to dry and apply one coat universal undercoat and two coat finishing paint as per work list. Let dry re fit handles. New doors to be painted:
Remove lock and handles. Sand smooth and wipe sanding dust off with damp cloth. Allow to dry and apply one coat wood primer, one coat universal undercoat and two coats finishing paint as per work list. Allow paint to dry between coats as per specification. Re-fit lock and handles when paint is dry.
- 303 Work description: Security gate spot prime and paint 2 coats.
Remove all defective paint and rust, sand completely and wipe off all sanding dust with a damp cloth. Spot prime any bare metal areas with Dulux, Plascon or approved anti rust primer. Apply Plascon, Dulux or approved universal undercoat and one coat Plascon, Dulux or approved gloss enamel.

DOORFRAMES

Respondent's signature: _____ Date: ____/____/____

TENDER NO:

ASSET NO: 02PB105 / 02

ITEM NO. SPECIFICATIONS PER ITEM.

330 Work description: Paint frame with fan light, complete 2 coats. Previously painted wooden door frame: Wash thoroughly with a suitable detergent to remove all dirt, rinse with clean water. Remove defective paint and repair all holes and defective places with a suitable wood filler. Sand complete frame and wipe off all sanding dust with a camp cloth. Allow to dry and apply one coat universal and one coat gloss enamel on painted frames. Previously painted steel doorframes: Clean doorframe from all rust and dirt by means of scraping, steel wire brush or sanding. Sand frame complete and wipe off all sanding dust with damp cloth. Allow to dry. Spot prime all exposed metal surfaces with an approved metal primer. Apply one coat universal undercoat and one coat gloss-enamel. New wooden door frames to be painted: Sand smooth, wipe sanding dust off with damp cloth, allow to dry. Apply one coat wood primer, one coat universal undercoat and 2 coats Dulux pearligo on doors frames. Allow paint to dry between coats as per manufacturer specifications

FLOORS

366 Work description: Lay first grade ceramic tiles on floor.
***BEFORE TILING COMMENCES, THE REPRESENTATIVE MUST FIRST APPROVE THE SURFACE, IN SITE BOOK.*ALL TILES THAT SOUND HOLLOW SHALL BE REMOVED AND RE-FIXED. ***USE ONLY TYLON WB11, TAL PROFESSIONAL ADHESIVE OR TYPE APPROVED BY PROJECT MANAGER. ***NEVER USE SPOT OR BLOB METHODS. ***NEVER BUT JOINT TILES. Thoroughly clean surfaces before any tiling commences. Smooth or painted surfaces must be chipped to 80% of area. KEY IT from TAL or TYLON must be applied over whole area. Glazed floor tiles shall comply with (SABS 1449). Tiles shall be even in shape and size, free from cracks, twists or blemishes and uniform in colour. The adhesive shall be Tylon WB11 tile adhesive for ceramic tiles and Tylon adhesive for porcelain tiles if porcelain tiles is specified. The use of any other type shall only be allowed if approved by the Project manager after adhesive was tested on site. Joints shall be straight, continuous with 5mm widths and pointed with waterproofing grout compound from TAL, Tylon or approved type. Symmetrical arrangement of tiling with cutting along both sides of panels to avoid cutting of tiles smaller than 75mm wide shall be done. Cutting and fitting of tiles against walls and around doorframes, sanitary fittings, etc must be neat, with a gap between 4 and 6mm. Tile shall be level to each other at joints. Replace one broken or cracked floor tile between existing tiles. Use notched trowel to apply adhesive 10mm X 10mm notches at 6mm intervals. The BLOB and SPOT method must not be used. All excess adhesive shall be removed from joints before drying has occurred. Tiles must be dry before being bedded. Tap tiles level with a rubber mallet. All tiles must make 100% contact with adhesive, make sure there are no voids. Any tile that sound hollow, if tapped, shall be removed. Allow the adhesive to cure for 2 to 3 days before grouting. Use only approved grout, mix grout with Tylon or Tal Bond-it in areas specified. Fill joints to lower edge of bevel and not level with the top of the tile. The work must be kept very clean during grouting as dried grout is almost impossible to remove from textured tiles. DO NOT USE ACIDS, SPIRITS OF SALTS, AMMONIA, OTHER STRONG CHEMICALS OR STEEL WOOL TO CLEAN TILES.**

392 Work description: Replace skirting completely. Skirting shall be 75 x 19mm meranti, in single lengths, where ever practical. Skirting shall be trenced at back. Fix skirting with wood plugs and nails or with steel nails. The nail heads must be countersunk and the hole filled with a suitable wood filler to match the wood colour and finished smoothly. Joints at headings, internal and external corners, shall be mitred. All joints shall be neat and tight fitting without the use of fillers. If necessary quadrants shall be loosely fitted to allow for carpets at a later stage.

Respondent's signature: _____ Date: ____/____/____

TENDER NO:

ASSET NO: 02PB105 / 02

ITEM NO. SPECIFICATIONS PER ITEM.

395 Work description: Paint skirting and quarter rounds, 2 coats
Previously painted/varnished skirting: Wash thoroughly with a suitable detergent to remove all dirt and polish. Rinse with clean water. Remove defective paint/varnish and repair all holes and defective places with a suitable wood filler. Sand completely and wipe off all sanding dust with a damp cloth. Allow to dry, apply one coat universal undercoat, 2 coats Dulux pearlo on painted skirting. New skirting may only be varnished, except, if painted skirting were partly replaced and have to be painted to match rest of skirting. Fill all countersunk nail holes and other defective places in wood with a suitable wood filler to match wood colour. Sand skirting to leave smooth surface. Use damp cloth to clean skirting from dust. Apply 3 coats varnish. Allow drying time as per specification.

ROOF

- 578 Work description: Replace loose screws with coach type roof screws FOR CORR IRON SHEETS.
Replace all loose screws with 75mm coach screws for corr iron. The coach screws shall be screwed into the wood purlin, using either a hand-operated speed wrench or an electrical nut runner. The screws must be screwed into the purline at an angle of 90 degree to the profile of the roofing sheet. THE SCREW MUST NOT BE HAMMERED INTO THE PURLINE.
Use bond it roof washer with coach screws.
CARE MUST BE TAKEN NOT TO DAMAGE ROOF SHEETS. DO NOT OVER TIGHTEN NEW ROOF SCREWS
N.B. Any damage to roof covering shall be repaired or replaced by the contractor at his own expense.
- 625 Work description: Clean roof, no peeling paint.
Sand to provide bond for new paint. Rinse thoroughly with clean water, use new clean broom, sweep roof covering and allow roof to dry. N.B. Any damage to roofing covering shall be repaired or replaced by the contractor at his own expense.
- 630 Work description: Paint roof.
The Project manager must first approve roof after cleaning, before the first coat is applied and must first approve the first coat before the second coat can be applied. Roof shall be 100% clean before the roof paint is applied. All the rusted areas shall be spot primed, and the primer shall be dry before the first coat of Dulux roof guard or Plascon roof paint is applied. The roof paint shall be applied by brush, the use of roller or broom is not permitted. The paint shall be applied according to the manufacturer's specifications and over coat times.
EVEN IF THE PROJECT MANAGER DID APPROVE THE ROOF TO BE PAINTED AFTER THE ROOF HAD BEEN CLEANED, THE CONTRACTOR WILL STILL BE RESPONSIBLE IF THE PAINT PEEL DURING THE RETENTION OR GUARANTEE PERIOD, AS THE CONTRACTOR SHALL PREPARE WORK AND APPLY THE PAINT ACCORDING TO THE MANUFACTURE'S SPECIFICATIONS.
- 639 Work description: Paint expose roof timber purlin.
Item include cleaning by washing off all dirt. Remove all loose, chalky, flaking, peeling paint from wood, sand and wipe off sanding dust with damp cloth and leave to dry before applying paint.
- 640 Work description: Paint expose roof timber sprockets.
Item include cleaning by washing off all dirt. Remove all loose, chalky, flaking, peeling paint from wood, sand and wipe off sanding dust with damp cloth and leave to dry before applying paint.

FACIA/BARGE BOARDS

Respondent's signature: _____ Date: ____/____/____

TENDER NO:

ASSET NO: 02PB105 / 02

ITEM NO. SPECIFICATIONS PER ITEM.

- 657 Work description: Paint fascia board steel / Cement fibre two coats
STEEL FASCIA BOARDS: Clean from rust and dirt by scraping or by means of steel wire brush, sand completely and wipe off all sanding dust to obtain perfectly clean surface. Spot prime all exposed metal surface with an approved metal primer and apply two coats Plascon wall and all paint of Dulux wall guard paint
CEMENT FIBRE FASCIA BOARDS WITH PAINT IN GOOD CONDITION: Clean from all dust and dirt with approved detergent and rinse with clean water. Remove all defective paint, sand completely wipe off all sanding dust with a damp cloth, spot prime all nail and screw heads and apply two coats Plascon wall and all paint of Dulux wall guard paint or approved paint for cement fibre products
NEW CEMENT FIBRE BARGE BOARDS NEW
Clean, spot prime nail and screw heads with universal undercoat and paint surfaces two coats Plascon wall and all or with two coats Dulux wall guard paint.
- 658 Work description: Paint Barge board steel / Cement fibre two coats
STEEL FASCIA BOARDS: Clean from rust and dirt by scraping or by means of steel wire brush, sand completely and wipe off all sanding dust to obtain perfectly clean surface. Spot prime all exposed metal surface with an approved metal primer and apply two coats Plascon wall and all paint of Dulux wall guard paint
CEMENT FIBRE BARGE BOARDS WITH PAINT IN GOOD CONDITION: Clean from all dust and dirt with approved detergent and rinse with clean water. Remove all defective paint, sand completely wipe off all sanding dust with a damp cloth, spot prime all nail and screw heads and apply two coats Plascon wall and all paint of Dulux wall guard paint or approved paint for cement fibre products.
CEMENT FIBRE BARGE BOARDS WITH PAINT IN BAD CONDITION: Remove all paint coatings back to bare surface. sand down to a smooth surface, spot prime nail and screw heads with universal undercoat and paint surfaces two coats Plascon wall and all or with two coats Dulux wall guard paint.
- NEW CEMENT FIBRE BARGE BOARDS NEW
Clean, spot prime nail and screw heads with universal undercoat and paint surfaces two coats Plascon wall and all or with two coats Dulux wall guard paint.

GUTTERS/DOWNPIPES

- 659 Work description: Clean gutters inside
Remove all leaves, ground and other debris from gutters and rinse with clean water.
- 672 Work description: Paint gutters outside complete
Previously painted gutters: Remove all defective paint, sand gutter complete and clean surface from all dust and dirt. Apply one coat universal undercoat and one coat of gloss enamel.
- 680 Work description: Paint down pipe complete
Previously painted down pipes: Remove all defective paint, sand down pipe completely and clean from dust and dirt. Apply one coat universal undercoat and one coat of gloss enamel.

WALLS EXTERIOR

- 737 Work description: Clean side sheeting, peeling paint
Remove all paint from side sheeting to galvanized coating. Galvanized coating must not be removed or damaged. Remove all rust by mechanical or hand cleaning methods. Rinse thoroughly with fresh water use new clean broom sweep roof covering clean and allow sheeting to dry before applying the spot primer to rusted areas.
N.B. Any damaging of side sheeting, shall be repaired or replaced by the contractor at his own expense.

Respondent's signature: _____ Date: ____/____/____


Price Schedule

I/We quote as follows for the Service required, excluding VAT: See Annexure A for Specifications.

SCHEDULE OF WORK AND PRICES						
MAINTENANCE AND PAINTWORK TO BUILDING ASSET NUMBER 02PB105/ 02AB144K AT BEACONSFILED FOR A PERIOD OF TWENTY (20) DAYS.						
ITEM	ASSET NUMBER	P & G's	RATE PER ITEM/ EACH	QUANTITY	TOTAL AMOUNT	
1.	02PB105					
SUB TOTAL						
VAT						
TOTAL						

Notes to Pricing:

- a) All Prices must be quoted in South African Rand, exclusive of VAT
- b) Please note that should you have offered a discounted price(s), Transnet will only consider such price discount(s) in the final evaluation stage if offered on an unconditional basis.



Respondent's Signature

17

Date & Company Stamp

ANNEXURE B
TENDER PRICE LIST PER ITEM

ASSET DESCRIPTION: STORE
CITY / TOWN: BEACONSFIELD
TENDER NO: ASSET NO: 02PB105 / 02
WORK DESCRIPTION: MINTENANCE AND PAINTWORK TO BUILDING

TENDER PRICE LIST TO INTERIOR AND EXTERIOR WORK TO BUILDINGS

Measurements and or quantities do not include off cuts or waste all measurements of material is measure as nett fixed. Contractor to add his own % for off cuts and waste.

The contractor is responsible to check all the measurements and quantities before ordering any material. The measurement and quantities are only a guide for tender purposes.

Value Added Tax (VAT) shall be excluded in the schedule of rates and prices.

To be supplied by the Contractor: The Contractor shall provide all labour, material, transport, consumable stores, plant, equipment, tools, services, materials and ingredients of every description required for the carrying out and completion of the WORK as per the attached work list and specification and as may be ordered by the Project Manager.

GENERAL: The Building will be occupied during renovations, The Project manager, contractor and manager of the TFR staff using the building will discuss and agree on site the maintenance plan for the building. The necessary move of furniture in the same room if necessary is included in all the items. All normal cleaning, preparations include sanding, stopping and washing of items to be painted as specified by the paint manufacturer is included in all the paint items. Where abnormal cleaning is required it will be specified as an additional item. All scaffolding and use of ladders up to 4.50m high interior and exterior if and as necessary is part of all the items. All work shall be done according to the attached specifications and shall comply with the National building regulations. Unless otherwise specified all materials must comply with SANS specifications.

Where no applicable SANS Specification exists the materials must be approved by the Transnet Freight Rail project manager.

All material shall be fitted, install or applied as specified by the manufacture.

The contractor shall be liable for any damages caused by his or her staff to any Transnet Freight Rail property or equipment.

SAFETY: The contractor shall comply with the Occupational Health Safety Act, 1993 (Act 85 of 1993).

TENDER NO: Page 1 of 4 SUB TOTAL PAGE 1

ITEM NO	FAULT DISCRPTION	ITEM TOTAL	MEASURE UNIT	UNIT RATE	ITEM AMOUNT
CEILING					
42	Paint GI roof ceiling 2 coats white roof guard paint, apply paint only after preparation as per attached specification.	60	M ²		
WALLS INTERIOR					
58	Prepare walls for painting, open cracks up to 4mm with sharp object, fill cracks and all holes, sand level and sand wall complete to provide bond for new paint, rinse with clean water to remove all sanding dust	94	M ²		

Respondent's signature: _____ Date: ____/____/____

--

TENDER NO:

ASSET NO: 02PB105 / 02

ITEM NO	FAULT DISCRIPTION	ITEM TOTAL	MEASURE UNIT	UNIT RATE	ITEM AMOUNT
59	Prepare wall for painting, wash brick/rough plaster walls with sugar soap, open up cracks to 4mm with sharp object, fill crack and all hole, sand level and sand wall complete to provide bond for new paint, rinse with clean water to remove sanding dust	14	M^2		
67	Paint smooth walls with 1 coat universal undercoat and 1 coat gloss enamel, apply paint only after preparation as per attached specification. colour: barely beige code 3h1-1	94	M^2		
71	Paint brick wall or type wall surface needed to be painted by brush 1 coat universal undercoat and 1 coat gloss enamel paint after all preparations as specified was done (see attached specification) colour: barely beige code 3h1-1	34	M^2		
122	Install 6mm temperd hardboard panelling on existing asbestos wall with creats as per panelling specified (specify type panelling and height)	61	M^2		
WINDOWS INTERIOR					
163	Install / replace vertical blinds ** complete with new rail ** with approved type blinds. Size 0800mm wide x 1330mm drop. colour plain fawn. measured for ** face** fit. rail anodized aluminium. read attached spec !!	4	EA		
164	Install / replace vertical blinds ** complete with new rail ** with approved type blinds. size 660 mm wide x 1200mm drop. colour plain fawn. measured for ** face** fit. rail anodized aluminium. read attached spec	3	EA		
WINDOWS INT AND EXT					
186	Replace cracked or broken window panes clear, size 350mm x 450mm x 3mm. clean frame apply 1 coat anti rust paint. see attached detail specification. place sheet on floor or garden to catch all broken pieces of glass	9	EA		
206	Paint residential small pane type window frame complete, with 1 coat universal undercoat and 2 coats Dulux gloss pearligo lockness code-311-5. item includes removing all old paint from glass area and cleaning of glass. see detailed specifications.	7	M^2		
217	Paint burglar bars 10-12mm diameter round bar 1 coat universal undercoat and 2 coats Dulux gloss pearligo (m^2 = whole window opening covered by the burglar bars) .(see attached detail specification)	7	M^2		
DOORS/SECURITY GATES					
287	Paint door complete both sides, side edges, top edge undercoat and 2 coats Dulux pearligo river rock code 6j1-7. Do preparation before painting per spec. Door 810mmx2.03m=3.66m 2. 75mmx2.03m=3.42m2. Item include remove before paint and refit of handles	16	M^2		
303	Security gate prepare for painting, spot prime, paint 1 coat universal undercoat and 1 coat white gloss enamel. single standard 810 x 2030mm gate, 40mm square tubing outer frame. 25mm square tubing gate frame and 12mm dia round bars . see attached spec	12	M^2		
DOORFRAMES					
330	Paint door frame with fan light. undercoat and 2 coats Dulux pearligo lockness code-311-5. item includes the paint of fan light window. single frame. 115mm=1.85m2. 230mm=2.50m2. double frame 1511mmx115mm =2.1 m2. 230mm=3.00 m2. preparation included	8	M^2		

Respondent's signature: _____

Date: ____/____/____

--

TENDER NO:

ASSET NO: 02PB105 / 02

ITEM NO	FAULT DESCRIPTION	ITEM TOTAL	MEASURE UNIT	UNIT RATE	ITEM AMOUNT
FLOORS					
366	Lay 1st grade ceramic floor tiles on floor (use 10 x 6mm notched trowel) joints 5mm wide use only Tylon WB11 tile adhesive for ceramic tiles adhesive as approved by project manager. Type tile as per sample tile shown at site meeting Read specifications	60	M^2		
392	Fit meranti wooden skirting 75mm x 19mm and quarter round, complete. if necessary, quadrants must be loosely fitted for the later fitting of carpets. (read attached detailed specifications)	50	M		
395	Paint skirting and quarter rounds complete. 1 coat undercoat and 2 coats Dulux pearligo code 3h1-1 colour barley beige.75mm skirting x 1.0m=0.075 m2. 150mm skirting x 1.0m=0.150 m2. paint only after preparation as per attached specification.	50	M^2		
ROOF					
578	Replace loose roof screws with 75 mm coach type roof screws for corr iron with bond it washer. do not over tighten new roof screws. n.b. any damage to roof sheets shall be repaired, or sheets shall be replaced by the contractor at his own expense.	12	EA		
625	Prepare roof for painting. No peeling paint. sand roof complete to provide bond for new paint. clean and rinse roof with clean water while sweeping with brooms. roof area is length x width (area do not include roof sheet profile)	52	M^2		
630	Paint roof corr iron / IBR 2 coats. white Dulux roof guard or Plascon nu roof paint. area is length x width (area do not include roof sheet profile) over coat time 4 hours. roof must be inspected and approved in site book, before painting can commence	52	M^2		
639	Paint exposed roof timber purlin, paint 1 pink wood primer, 1 coat universal undercoat and 2 coats white Dulux roof guard paint. apply paint only after preparation as per attached specification	2	M^2		
640	Paint exposed roof timber sprockets, 1 coat universal undercoat and 2 coats white Dulux wall guard or Dulux roof guard. bare wood areas shall be spot primed with wood primer. apply paint only after preparation as per attached specification.	2	M^2		
FACI/BARGE BOARDS					
657	Paint facia board steel / nutec fibre cement, 2 coats Plascon wall and all paint or with Dulux white roof guard paint (paint only front side) apply paint only after preparation as per attached specification has been done	18	M^2		
658	Paint barge board steel / nutec-cement 2 coats Plascon wall and all paint or with Dulux white roof guard paint (paint only front side) apply paint only after preparation as per attaché specification had been done	12	M^2		
GUTTERS/DOWNPipes					
659	Clean gutters inside	18	M		
672	Supply paint and paint gutters outside complete 2 coats paint. 1.0m = 0.30m2. after all preparations as specified was done. (see attached specification)	18	M^2		
680	Do preparations as specified, paint down pipe complete 2 coats paint. after all preparations as specified was done. (see attached specification)	4	EA		
WALLS EXTERIOR					

Respondent's signature: _____

Date: ____/____/____

TENDER NO:

ASSET NO: 02PB105 / 02

ITEM NO	FAULT DISCRPTION	ITEM TOTAL	MEASURE UNIT	UNIT RATE	ITEM AMOUNT
---------	------------------	------------	--------------	-----------	-------------

737	Remove all loose paint to galvanized side sheeting surface, galvanized coating must not be damaged, clean rust areas and pressure clean side sheeting with clean water. area is length x width (area do not include sheet profile)	30	M ²		
-----	--	----	----------------	--	--

TOTAL PAGE 1 TO PAGE 4 R

PRELIMINARY AND GENERAL

P and G shall include all cost not directly relate to a specific item on the schedule of prices and rates. All items not specifically mentioned in the Schedule of Rates and prices and form part of contractor's requirements such as cost of stationery, as well as establishment of workers on site and removal of site establishment, it will also include the handing over of the site to the contractor and the handing back of the site after completion of work .

P + G

R

RISK AND SAFETY

Cost for the risk and safety must include the risk assessment. The risk assessment is a full identification of the risks before the work starts and the necessary equipment, appropriate precautions and systems of work that must be provided and implemented.

RISK AND SAFETY R

Cost for risk and safety include complete compliance with the current Occupational Health Safety Act.

Included in risk and safety. The standardised Transnet Freight Rail induction shall be given to all staff of all contractors at the start of each project and the contractors shall send all his staff that will work on the Transnet Freight Rail site to the induction on the date as agreed on between TFR Project manager and the contractor.

TOTAL PRICE CIVIL WORK EXCLUDE VAT R

The total price for Civil work, excluding VAT, must be carried over as one total amount to the Service Fees and Cost Form, Section 6 of the RFQ. The amount must also be written in words on the Service Fees and Cost Form.

Respondent's signature: _____

Date: ____/____/____

INTERIOR WORK LIST ROOM 1 TO 5

ASSET NO 02PB105 / 02

STORE

BEACONSFIELD

TENDER NO:

No	INTERIOR WORK	UNIT	R1	R2	R3	R4	R5	TOTAL
----	---------------	------	----	----	----	----	----	-------

CEILINGS

42	Paint GI roof ceiling 2 coats white roof guard paint, apply paint only after preparation as per attached specification.	M^2	36	16	8	0	0	60
----	---	-----	----	----	---	---	---	----

WALLS INTERIOR

58	Prepare walls for painting, open cracks up to 4mm with sharp object, fill cracks and all holes, sand level and sand wall complete to provide bond for new paint, rinse with clean water to remove all sanding dust	M^2	46	28	20	0	0	94
----	--	-----	----	----	----	---	---	----

59	Prepare wall for painting, wash brick/rough plaster walls with sugar soap, open up cracks to 4mm with sharp object, fill crack and all holes, sand level and sand wall complete to provide bond for new paint, rinse with clean water to remove sanding dust	M^2	14	0	0	0	0	14
----	--	-----	----	---	---	---	---	----

67	Paint smooth walls with 1 coat universal undercoat and 1 coat gloss enamel. apply paint only after preparation as per attached specification. colour: barely beige code 3h1-1	M^2	46	28	20	0	0	94
----	---	-----	----	----	----	---	---	----

71	Paint brick wall on type wall surface needed to be painted by brush 1 coat universal undercoat and 1 coat gloss enamel paint after all preparations as specified was done (see attached specification) colour: barely beige code 3h1-1	M^2	14	14	6	0	0	34
----	--	-----	----	----	---	---	---	----

122	Install 6mm temperd hardboard panelling on existing asbestos wall with cleats as per panelling specified (specify type panelling and height)	M^2	46	8	7	0	0	61
-----	--	-----	----	---	---	---	---	----

WINDOWS INTERIOR

163	Install / replace vertical blinds ** complete with new rail ** with approved type blinds. Size 0800mm wide x 1330mm drop, colour plain fawn. measured for ** face** fit. rail anodized aluminium. read attached spec !!	EA	4	0	0	0	0	4
-----	---	----	---	---	---	---	---	---

No	INTERIOR WORK	UNIT	R1	R2	R3	R4	R5	TOTAL
----	---------------	------	----	----	----	----	----	-------

WINDOWS INTERIOR

164	Install / replace vertical blinds ** complete with new rail ** with approved type blinds. size 560 mm wide x 1200mm drop. colour plain fawn. measured for ** face** fit. rail anodized aluminium. read attached spec	EA	0	1	2	0	0	3
-----	--	----	---	---	---	---	---	---

WINDOWS INT AND EXT

186	Replace cracked or broken window panes clear, size 350mm x 450mm x 3mm. clean frame apply 1 coat anti rust paint. see attached detail specification. place sheet on floor or garden to catch all broken pieces of glass	EA	3	2	4	0	0	9
-----	---	----	---	---	---	---	---	---

206	Paint residential small pane type window frame complete, with 1 coat universal undercoat and 2 coats Dulux gloss pearlgo lockness code 311-5. item includes removing all old paint from glass area and cleaning of glass. see detailed specifications.	M^2	4	1	2	0	0	7
-----	--	-----	---	---	---	---	---	---

217	Paint burglar bars 10-12mm diameter round bar 1 coat universal undercoat and 2 coats Dulux gloss pearlgo (m^2 = whole window opening covered by the burglar bars) . (see attached detail specification)	M^2	4	1	2	0	0	7
-----	---	-----	---	---	---	---	---	---

DOORS/SECURITY GATES

287	Paint door complete both sides, side edges, top edge undercoat and 2 coats Dulux pearlgo river rock code 6j1-7. Do preparation before painting per spec. Door 810mmx2.03m=3.66m ² . 75mmx2.03m=3.42m ² . Item include remove before paint and refit of handles	M^2	4	8	4	0	0	16
-----	--	-----	---	---	---	---	---	----

303	Security gate prepare for painting, spot prime, paint 1 coat universal undercoat and 1 coat white gloss enamel. single standard 810 x 2030mm gate, 40mm square tubing outer frame. 25mm square tubing gate frame and 12mm dia round bars . see attached spec	M^2	4	8	0	0	0	12
-----	--	-----	---	---	---	---	---	----

DOORFRAMES