

# RFQ / TENDER

Tender No: CRAC-12525

Vendor No: 11001386

BOARD LIST  
BOARD LIST  
TRANSNET FREIGHT RAIL  
PROCUREMENT DEPARTMENT  
2000

Purchaser : Busisiwe Simelane  
Telephone : 011 584 0685  
Fax Number:

Please quote reference:  
D07/6000597322

Deliver to:  
Company  
TFR Pretoria  
Supply Chain Services  
34 Carlton Centre  
0001 Johannesburg

Closing Date :21.11.2013  
Validity Date :28.02.2014  
RFQ No :6000597322

CRAC/JHB/12125  
SUPPLY OF FREE STANDING 1700 600X600 CABINETS

FOR MORE INFORMATION ON TECHNICAL MATTERS CONTACT ERIC 0832865031

1. RETURN OF QUOTATION/S:  
PLEASE SEND TO FAX NUMBER 774-9129>

1.1 QUOTATION/S MUST BE SUBMITTED PUNCTUALLY AT 10:00 ON THE CLOSING DATE AND LATE QUOTATIONS WILL NOT BE CONSIDERED.

1.2 IF POSTED:

EXECUTIVE MANAGER (TRANSNET FREIGHT RAIL, SUPPLY CHAIN SERVICES)  
PO BOX 8617  
JOHANNESBURG  
2000

1.3 ,IF DELIVERED BY HAND:

TRANSNET FREIGHT RAIL  
INYANDA HOUSE 2  
15 GIRTON ROAD  
PARKTOWN  
JOHANNESBURG  
2001

2. CONDITIONS:

2.2 ANY PURCHASE ORDER PLACED AS A RESULT OF YOUR QUOTATION WILL BE SUBJECT TO THE STANDARD TERMS AND CONDITIONS OF CONTRACT, FORM US7, (LATEST), GENERAL TENDER CONDITIONS, FORM CSS5 (LATEST ) AND CONDITIONS MENTIONED HEREIN.

2.3 TENDERERS MAY OFFER AN EARLIER VALIDITY DATE, BUT THEIR QUOTATION MAY, IN THAT EVENT, BE DISREGARDED FOR THIS REASON.

2.4 TENDERERS ARE REQUIRED TO OFFER ONLY FIRM PRICES. PRICES SUBJECT TO REVIEW IN TERMS OF CLAUSE 32 OF

DATE: ..... SIGNATURE OF TENDERER(S): .....  
CONTACT PERSON: ..... TEL No: .....

PREVIEW COPY ONLY

# RFQ / TENDER

Tender No: CRAC-12525 Page  
Date : 12.11.2013 2

BOARD LIST  
TRANSNET FREIGHT RAIL  
PROCUREMENT DEPARTMENT

FORM US7 WILL ONLY BE CONSIDERED SHOULD THE DELIVERY PERIOD REQUIRED EXCEED 6 MONTHS.

2.5 BEST DELIVERY TIME MUST BE OFFERED.

2.6 DISCOUNT (TRADE DISCOUNT) CASH DISCOUNT (CONDITONAL DISCOUNT) VALUE ADDED TAX (VAT) MUST BE SHOWN SEPARATELY.

2.7 TRANSNET RESERVES THE RIGHT TO NEGOTIATE PRICES AND COMMERCIAL ASPECTS AFTER THE CLOSING DATE OF THE QUOTATION.

**"PREVIEW COPY ONLY"**

DATE: .....

SIGNATURE OF TENDERER(S): .....

# RFQ / TENDER

Tender No: CRAC-12525 Page  
Date : 12.11.2013 3

BOARD LIST  
TRANSNET FREIGHT RAIL  
PROCUREMENT DEPARTMENT

**2.8 DIRECT DELIVERY INTIMATES DELIVERY BEING EFFECTED INTO THE WAREHOUSE OR THE ACTUAL POINT OF SUPPLY AND SHOULD THEREFORE INCLUDE ANY TRANSPORTATION MODE DEEMED NECESSARY IN EXECUTING THIS METHOD OF DELIVERY BASIS IN ORDER TO MEET THE REQUIRED DELIVERY DATE.**

#### TAX CLEARANCE CERTIFICATES:

The Regulations in terms of the Public Finance Management Act, 1999: Framework for Supply Chain Management as published in Government Gazette No. 25767 dated 5 December 2003, Clause 9 (1) (d), stipulates that the accounting officer or accounting authority of an Institution to which these regulations apply must reject any bid from a supplier who fails to provide written proof from the South African Revenue that the supplier either has no outstanding tax obligations or has made arrangements to meet outstanding tax obligations. Tenderers will be disqualified if a valid tax clearance certificate or written proof from the South African Revenue Service that supplier has made arrangements to meet outstanding tax obligations is not submitted with the tender.

#### COMPANY DETAILS:

NAME OF COMPANY: \_\_\_\_\_  
CONTACT PERSON: \_\_\_\_\_  
TEL. NO. \_\_\_\_\_ FAX NO: \_\_\_\_\_  
REG. NO. \_\_\_\_\_

#### BROAD BASED BLACK ECONOMIC EMPOWERMENT (BBBEE)

Transnet fully endorses and supports the Government's Broad-based Black Economic Empowerment Programme and it is strongly of the opinion that all South African Business Enterprises have an equal obligation to redress the imbalances of the past. Transnet will therefore prefer to do business with local business enterprises who share these same values. Transnet will endeavour to do business with local business enterprises that possess a BBBEE "recognition level" of at least a level 5. Transnet urges Tenderers (large enterprises and QSE's - see below) to have themselves accredited by any one of the various Accreditation Agencies available, who do their BBBEE ratings in accordance with the latest Codes (i.e. those promulgated on 9 February 2007) and whose names appear on the present ABVA (Association of BEE Verification Agencies) - "List of Full Members" as displayed on the ABVA website ([www.abva.co.za](http://www.abva.co.za)). Although no agencies have, as yet, been accredited by SANAS (SA National Accreditation System), Transnet will, in the interim, accept rating certificates of tenderers who have been verified by any of the listed agencies.

Enterprises will be rated by such agency based on the following:

1. Large Enterprises (i.e. annual turnover >R35million:  
" Rating level based on all seven elements of the BBBEE scorecard.
2. Qualifying Small Enterprises - (QSE) (i.e. annual turnover >R5million but <R35million:  
" Rating based on any four elements of the BBBEE scorecard.

NB:

3. Emerging Micro Enterprises - (EME) (i.e. annual turnover <R5m) are exempted from being rated/verified:  
" Automatic rating of Level 4 BBBEE irrespective of race of ownership, i.e. 100% BBBEE recognition  
" Black ownership >50% or Black Women ownership >30% automatically qualifies as Level 3 BBBEE, i.e. 110% BBBEE recognition  
" EME's should provide certified documentary proof of annual turnover (i.e. audited financials) plus proof of Black ownership if Black

DATE: .....

SIGNATURE OF TENDERER(S): .....

# RFQ / TENDER

Tender No: CRAC-12525  
Date : 12.11.2013

Page  
4

BOARD LIST  
TRANSNET FREIGHT RAIL  
PROCUREMENT DEPARTMENT

ownership >50% or Black Women ownership >30% from the EME's Auditor/Accounting Officer.

4. In addition to the above, Tenderers who wish to enter into a Joint Venture or subcontract portions of the contract to BBBEE companies, must state in their tenders the percentage of the total contract value that will be allocated to such BBBEE companies, should they be successful in being awarded any business. A rating certificate in respect of such BBBEE JV-partners and / or sub-contractor/s, as well as a breakdown of the distribution of the aforementioned percentage must also be furnished

In view of the high emphasis which Transnet places on Broad-based Black Economic Empowerment, Transnet will allow certain preference points for BBBEE in the evaluation of all responses. Depending upon the value of the ensuing business award (i.e. below or in excess of R2m), the 80/20 or 90/10 point preference systems will be utilized where BBBEE will count out of 20 or 10 respectively in the evaluation process.

EACH RESPONDENT IS REQUIRED TO FURNISH PROOF OF THE ABOVE TO TRANSNET. FAILURE TO DO SO WILL RESULT IN A SCORE OF ZERO BEING ALLOCATED FOR BBBEE.

Turnover: Kindly indicate your company's annual turnover for the past year R \_\_\_\_\_

" If annual turnover <R5m, please attach certified confirmation from your Auditor/Accounting Officer

" If annual turnover >R5m please attach original or certified copy of accreditation certificate and detailed scorecard by an ABVA accreditation agency (registered as a "Full Member")

## PAYMENT TERMS

The following payment terms will apply as from 1 October 2008.

" All suppliers will be paid 30 days from receipt of month end statement, i.e. payment term F055.

## CONDITIONS:

This quotation is subject to the provisions of the Standard Terms and Conditions of Contract, Form US7, (Latest ) and the General Tender Conditions, Form CSS5 (Latest) and any other standard or special conditions mentioned and/or embodied in the quotation request.

## SCHEDULE OF REQUIREMENTS

PRICES TENDERED ARE TO BE "DIRECT" AND EXCLUDE VAT.

IN THIS REGARD THE TENDERER'S ATTENTION IS DIRECTED TO PARAGRAPH 16 OF FORM CSS5 (LATEST).

DATE: .....

SIGNATURE OF TENDERER(S): .....

# RFQ / TENDER

Tender No: CRAC-12525  
Date : 12.11.2013

Page  
5

BOARD LIST  
TRANSNET FREIGHT RAIL  
PROCUREMENT DEPARTMENT

TRANSNET INSISTS ON HONESTY AND INTEGRITY BEYOND REPROACH AT ALL TIMES AND WILL NOT TOLERATE ANY FORM OF IMPROPER INFLUENCING, BRIBERY, CORRUPTION, FRAUD, OR ANY OTHER UNETHICAL CONDUCT ON THE PART OF BIDDERS/ TRANSNET EMPLOYEES. IF, IN THE OPINION OF TRANSNET'S CHIEF OPERATING OFFICER, A TENDERER / CONTRACTOR / SUPPLIER HAS OR HAS CAUSED TO BE PROMISED, OFFERED OR GIVEN TO ANY TRANSNET EMPLOYEE, ANY BRIBE, COMMISSION, GIFT, LOAN, ADVANTAGE OR OTHER COSIDERATION, TRANSNET SHALL BE ENTITLED TO REVOKE THE TENDER / CONTRACT BY FOLLOWING ITS INTERNAL POLICIES THAT GOVERN THE ECLUSION PROCESS. IN SUCH AN EVENT TRANSNET WILL BE ENTITLED TO PLACE ANY TENDERER / CONTRACTOR / SUPPLIER WHO HAS CONTRAVENED THE PROVISIONS OF TRANSNET'S BUSINESS ETHICS ON ITS LIST OF EXCLUDED TENDERERS. THIS LIST WILL ALSO BE DISTRIBUTED TO ALL OTHER STATE OWNED ENTERPRISES AND GOVERNMENT DEPARTMENTS.

TRANSNET INVITES ITS VALUED SUPPLIERS TO REPORT ANY ALLEGATIONS OF FRAUDCORRUPTION OR OTHER UNETHICAL ACTIVITIES TO TRANSNET TIP-OFFS ANONYMOUS,AT ANY OF THE FOLLOWING ADDRESSES / CONTACT NUMBERS:-

TOLL-FREE ANONYMOUS HOTLINE - 0800 003 056  
EMAIL - Transnet@tip-offs.com  
FAX NUMBER - 0800 007 788  
FREEPOST DN 298, UMHLANGA ROCKS, 4320

CONFIDENTIALITY IS QUARANTEED

Item	Qty	Material	Description
00010	4	47 U 600x600 mm steel	R..... Each
Delivery Date: 25.01.2014			
FULL DETAILS OF DESCRIPTION			
00020	2	47 U 600x600 mm steel	R..... Each
Delivery Date: 25.01.2014			
FULL DETAILS OF DESCRIPTION			

DATE: .....

SIGNATURE OF TENDERER(S): .....

# RFQ / TENDER

Tender No: CRAC-12525 Page  
Date : 12.11.2013 6

BOARD LIST  
TRANSNET FREIGHT RAIL  
PROCUREMENT DEPARTMENT

### 3. ADDITIONAL INFORMATION REQUIRED: (WHERE APPLICABLE)

#### 3.1 THE FOLLOWING ADDITIONAL INFORMATION IS REQUIRED:

- (A) DISCOUNT: .....
- (B) SETTLEMENT DISCOUNT:.....
- (C) PRICE/S FIRM: .....
- (D) PRICE/S FIRM UNTIL ..... THEREAFTER SUBJECT TO REVIEW.
- (E) PRICE/S NOT FIRM: .....
- (F) SABS MARK: .....
- (G) SABS PERMIT NO: .....
- (H) BRAND/MAKE/TYPE: .....
- (I) FULL NAME AND ADDRESS OF MANUFACTURER:;  
.....  
.....  
.....

#### (J) FULL NAME AND ADDRESS OF INSPECTION POINT:

#### (K) COUNTRY OF ORIGIN: .....

Comply : \_\_\_\_\_ Does not Comply : \_\_\_\_\_ No. applicable : \_\_\_\_\_

Justification : .....

#### (L) SURPLUS MATERIAL:

TENDERERS MUST INDICATE IF THEY WILL BE PREPARED TO PURCHASE BACK FROM TRANSNET ANY SURPLUS MATERIAL WHICH MAY BECOME AVAILABLE FROM ANY RESULTING PURCHASE ORDER/CONTRACT ORIGINATED FROM THE QUOTATION SUBMITTED:  
.....

#### (M) PAYMENT OVERSEAS:

ONLY IF TRANSNET LIMITED IS REQUESTED BY THE TENDERER TO EFFECT PAYMENT OVERSEAS DIRECT TO THE TENDERER'S PRINCIPAL/SUPPLIER THE FOLLOWING INFORMATION IS REQUIRED:

\* EXCHANGE RATE ON WHICH THE QUOTATION PRICE IS BASED: R1,00 (S.A. CURRENCY) BEING EQUAL TO ..... (FOREIGN CURRENCY)

\* PERCENTAGE IN RELATION TO THE QUOTATION PRICE TO BE REMITTED OVERSEAS:  
.....

\* NAME OF COUNTRY TO WHICH PAYMENT IS TO BE MADE:  
.....  
.....

\* APPLICABLE DATE OF EXCHANGE RATE:  
.....

\* BENEFICIARY'S NAME AND FULL ADDRESS:  
.....  
.....  
.....

DATE: .....

SIGNATURE OF TENDERER(S): .....

REVIEW COPY ONLY

# RFQ / TENDER

Tender No: CRAC-12525 Page  
Date : 12.11.2013 7

BOARD LIST  
TRANSNET FREIGHT RAIL  
PROCUREMENT DEPARTMENT

.....  
\* BENEFICIARY'S BANKERS AND FULL ADDRESS:  
.....  
.....  
.....

.....  
\* APPLICABLE ACCOUNT NUMBER:  
.....

(N) DELIVERY DATE:

TENDERERS MUST FURNISH THEIR ACTUAL DELIVERY AND MANUFACTURING PERIOD HEREUNDER NOTWITHSTANDING THE DELIVERY DATES SPECIFIED BY TRANSNET.

THE FOLLOWING MUST ALSO BE FURNISHED IN REGARD TO THE ABOVE:

1. PERIOD REQUIRED TO OBTAIN RAW MATERIAL ....(DAYS)
2. MANUFACTURING PERIOD. ....(DAYS)
3. PERIOD TO TRANSPORT MATERIAL TO DESTINATION ... (DAYS)

MATERIAL NO.	1.(PERIOD)	2.(PERIOD)	3.(PERIOD)
.....	.....	.....	.....
.....	.....	.....	.....
.....	.....	.....	.....
.....	.....	.....	.....
.....	.....	.....	.....
.....	.....	.....	.....

INDICATE THE PERCENTAGE (%) OF THE PRICE THAT IS SUBJECT TO THE VARIABLE COPPER FEE: .....%.

"PREVIEW COPY ONLY"

DATE: .....

SIGNATURE OF TENDERER(S): .....



# TFR INFRASTRUCTURE

## TELECOMMUNICATIONS SPECIFICATION GENERIC EQUIPMENT CABINET

"PREVIEW COPY ONLY"

BBF1026  
JULY 2013





## Table of Contents

TELECOMMUNICATIONS SPECIFICATION.....	1
GENERIC EQUIPMENT CABINET .....	1
Table of Contents .....	2
I. Document Authorisation .....	3
II. Distribution .....	3
III. Change History .....	3
IV. Changes since Last Revision .....	3
V. Abbreviations and Acronyms .....	4
VI. Definitions.....	4
VII. Relevant Documentation.....	4
1. SCOPE.....	5
2. COMPLIANCE.....	5
3. SERVICE CONDITIONS .....	5
4. CABINET COLOUR.....	5
5. TRUNKING AND RTO CABINET MAKE AND ASSEMBLY .....	5
6. TRUNKING AND RTO TYPICAL LAYOUTS.....	6
7. 25U 19 INCH FREE STANDING TRANSMISSION EQUIPMENT CABINET ....	12
8. 47U 19 INCH FREE STANDING TRANSMISSION EQUIPMENT CABINET ....	13

**"PREVIEW COPY ONLY"**

### I. Document Authorisation

Function	Name	Title and Division	Signature	Date
Updated by:	D Mabasa	ET , Quality Assurance		16/07/2013
Reviewed by:	J Loretz	CET, Quality Assurance		16/07/2013
Reviewed by:	E van der Merwe	Senior Technologist, Transmission		1/08/2013
Authorised by:	ML Nuttall	Divisional Manager, Transmission		1/08/2013

### II. Distribution

To be registered in TFR's document management system – Project wise

Emailed to all TFR Telecommunications specialists

Provided to relevant Project Managers, Tenderers and Contractors

### III. Change History

Issue No.	Date	Issued by	Change Summary
1.00	2011-09-13	Transmission	Compilation from old RFPs
2.00	2011-09-20	Transmission	Typical layouts added
2.10	2013-03-20	Transmission	Minor modifications added

### IV. Changes since Last Revision

Clause	Description

### V. Abbreviations and Acronyms

Acronym	Description
TFR	Transnet Freight Rail

### VI. Definitions

Term	Definition

### VII. Relevant Documentation

Document	Description and Relevance

**"PREVIEW COPY ONLY"**

## 1. SCOPE

This specification covers the requirements of Transnet for the supply of cabinets. The quantities and the number of accessories will be provided in the Schedule of Requirements, or Bill of Quantities, or Design Document.

## 2. COMPLIANCE

2.1 Tenders must comply with all the specifications and requirements as indicated in this document. Any deviation from this specification must be indicated in the tenderer's submission document.

2.2 Transnet will reserve the right to inspect cabinet samples before adjudication of contract.

## 3. SERVICE CONDITIONS

3.1 The equipment must be suitable for continuous operation under the following conditions:

3.1.1 Air pollution: Heavily saline laden industrial and locomotive fumes.

3.1.2 Relative humidity: As high as 95%.

3.2 All components and parts must be manufactured and installed to ensure reliable operation under these conditions.

## 4. CABINET COLOUR

The cabinet and all its components must be grey and must be Polyester Structured Powder coated with Ral 7035 texture.

## 5. TRUNKING AND RTO CABINET MAKE AND ASSEMBLY

The cabinet height will be stated in the schedule of requirements. If not, then the default cabinet size is as follows:


No	ITEM	DESCRIPTION
1	Cabinet standard	IP54
2	Height	38U
3	Size	Width: 600mm Depth: 600mm Width of equipment mounting area: 482.6mm (19")
4	Loading Capacity	Must be fitted with height adjustable feet. Must support 350 kg
5	Door :Front	Lockable perforated aluminium door
	Door :Back	All doors must be earthed to the bottom plate with a cable that can be removed/unplugged when removing doors. Removable and lockable. Side panels and Rear doors
	Sides of cabinet	Removable panels
6	Plinth	600mm x 600mm

7	Punch Profile (Back)	19" Rack powder coated punch profile 2*
8	Punch Profile (Front)	19" Rack powder coated punch profile 2*
9	Standard Ground bar	1500 mm Copper Earth bar with at least 15 earth clamps. Mounted Vertically and Insulated from Cabinet
10	Flat mount tray	330 mm deep 1*
11	Blanking Plates	1U 1* and 2U 10*
12	Vent Plates	1U 1*
13	Drawer unit	1U 1*
14	Trunking	40 x 40 PVC Finger Trunking Full Cabinet Length 1*
15	Mounting rails	19 inch mounting rails must be fully adjustable within the cabinet
16	Blanking panel	1U 1*
17	Cage nuts, Screws and Cup Washers (loose)	100*
18	Cable Entry	Top and Bottom The cable entry positions are to be dust protected by means of a brush entry panel. (Gland plate 4U)
19	Brush Panel	1U 1*
20	Fans	48V DC 2* Top mounted 48 V long- life roller bearing fans
21	Trip switch panel 2U	6* 48 Volt, 10 Amp trip switches with communing strip, spare positions for 2 more switches and a common earth bar insulated from the cabinet.
22	Mains Outlet Strip	5-Way, 15 Amp, 220 VAC equipped with a 15 Amp trip switch
<b>Note: * =Quantity</b>		

**Table 1: Trunking cabinet make and assembly**

## 6. TRUNKING AND RTO TYPICAL LAYOUTS

The following drawings illustrate typical layouts for trunking and RTO sites:

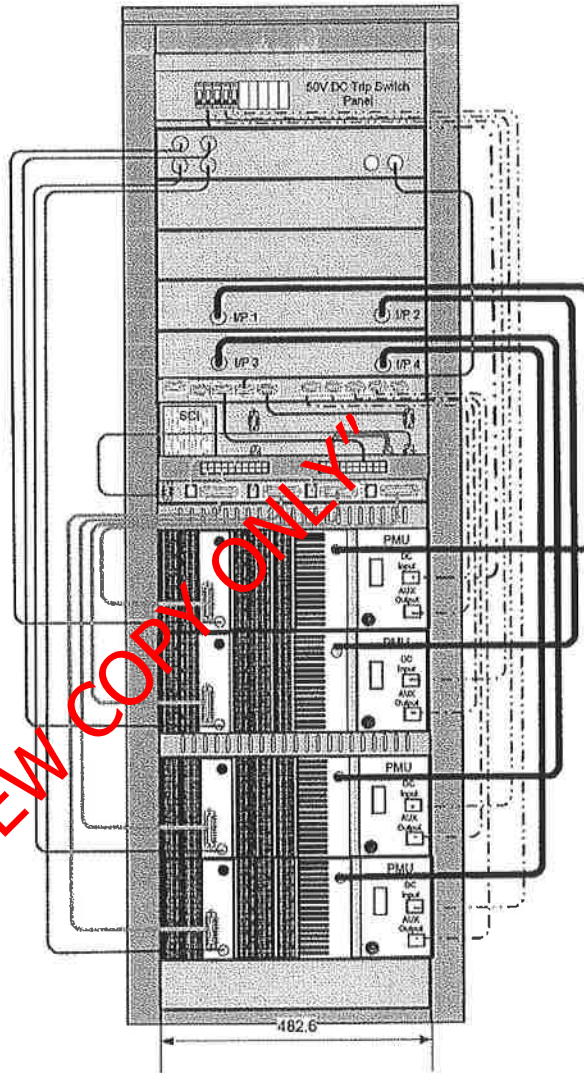


# TRUNKING-TFR 38U


Rear View and Wiring

**Legend**


- PDU output - R/B Ripcord 0.65 mm
- PDU Input - R/B Ripcord 0.55 mm
- 50V DC Input - R/B Ripcord 2.5mm
- SIO Bus-0.22 Belden 8761 - 1 pair
- TSC card to Repeater - 6pr 0.22 mm Mylar screened
- Intersite line - UTP stranded
- External alarms-10 pr Indoor cable
- Rx Lines - LMR 195
- Tx Lines - LMR 400



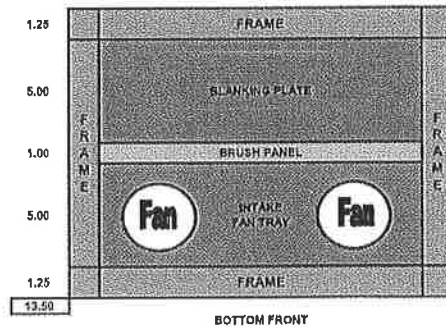

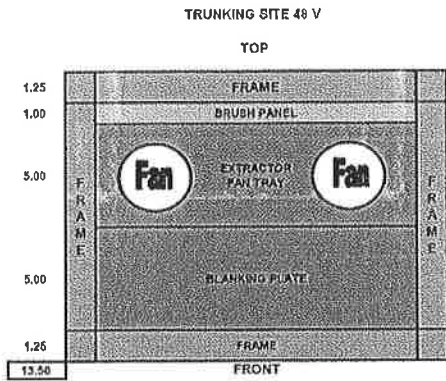
<b>TRUNKING-TFR Cabinet</b>					
Drawing Number	Drawn By	Date	Version	1	
	Herman Coetzee	4-2-2011			







Last



## 7. 25U 19 INCH FREE STANDING TRANSMISSION EQUIPMENT CABINET

No	ITEM	DESCRIPTION
1	Height	25U
2	Size	600 mm x 600 mm
3	Loading Capacity	400 kg
4	Door :Front Side & Rear	Aluminium framed, Lockable, Toughened Glass door. Opening 180 Degrees left to right. Hinged and lockable. Side panels and Rear doors must be removable.
5	Paint Specification and Colour	Powder coated (supplier to specify painting specifications): Ocean Grey
6	Plinth	600 mm x 600 mm
7	Punch Profile (Rear)	None
8	Punch Profile (Front)	25U
9	Standard Ground bar	Copper - Mounted Vertical Isolated from Cabinet
10	Flat mount tray	300 mm 2*
11	Gland Plates	Top and bottom
12	Depth Reducer	600 mm 3 Each Side
13	Trunking	40 x 40 Finger Trunking Full Cabinet Length 1*
14	Mounting rails	19 inch mounting rails must be fully adjustable within the cabinet
15	Blanking panel	1U 1* 7U 1*
16	Cage nuts, Screws and Cup Washers (loose)	36*
17	Cage nuts, Screws and Cup Washers (Assembling)	
18	Cable Duct	100 mm light Duty
19	Cable Entry	Bottom The cable entry positions are to be dust protected by means of a brush entry panel. (Gland plate 4U)
20	Brush Panel	1U 1*
21	Fans	48V DC 2* Top mounted on gland plate 4U
22	Patch Panel V.24 (16 Way) (Numbered 1 to 16)	2U 1*
23	Dust proofing	Cabinet must be dust proof with rear air vent and dust filter
24	Trip switch panel 3U	5 x 5A DC trip switches with commencing strip
<b>Note: * =Quantity</b>		

**Table 2: 25U 19" transmission cabinet make and assembly**

## 7.1 25U transmission cabinet assembled schematic

3U	Trip Switches
2U	Power supply
2U	ODF
1U	Brush panel
7U	MUX
1U	Brush panel
2U	Tray
7U	Battery Rack
Total	25U

## 8. 47U 19 INCH FREE STANDING TRANSMISSION EQUIPMENT CABINET

No	ITEM	DESCRIPTION
1	Height	47U
2	Size	600 mm x 600 mm (Aluminium Frame)
3	Door :Front	Lockable perforated aluminium door
4	Side & Rear	Hinged and lockable. Side panels and Rear doors must be removable.
5	Paint Specification and Colour	Powder coated (supplier to specify painting specifications): Ocean Grey
6	Punch Profile (Front)	47U
7	Ground bar	Copper - Mounted Vertical Isolated from Cabinet
8	Depth Reducer	600 mm 5 at each side
9	Trunking	100 x 100 Finger Trunking Full Cabinet Length
10	19" Mounting rails	Must be fully adjustable within the cabinet
11	Cable tray	100 mm light Duty
12	Cable Entry	Top Panel with brush & bottom through plinth
13	Dust proofing	Cabinet must be dust proofed with gaskets all round doors. Rear doors to be fitted with 2 air vents with dust filters.
14	Cage nuts, screws and cup washers (loose)	20 per cabinet
15	Gland Plates	Top & Bottom (Brush Entry)
16	Trip switch panel 3U	10 x 5A DC trip switches with comming strip

17	Front mount tray 300mm	2 U = 3*
18	Brush panel	1 U = 5*
19	Blanking panel	1 U = 1*    2 U = 1*
20	Patch Panel V.24 (16 Way) (Numbered 1 to 16)	2 U = 5*
21	Fans	48V DC = 2*    Top mounted on gland plate 4U
22	Opti panel	4 U = 1*    With screw on Perspex lid
<b>Note: * =Quantity</b>		

**Table 3:      47U 19" transmission cabinet make and assembly**

8.1 47U transmission cabinet assembled schematic

3U	Trap Switches
2U	Power supply
1U	Blanking plate
1U	Brush plate
8U	MUX
1U	Brush plate
1U	Blanking plate
4U	Opti Panel
2U	OPF
2U	OPF
2U	Front mount tray
2U	Front mount tray
2U	V24 Panel
1U	Brush plate
2U	Front mount tray
2U	V24 Panel
1U	Brush plate
2U	
8U	Battery Rack

Total: 47U

"PREVIEW COPY ONLY"

**END OF DOCUMENT**