



Transnet SOC Limited
T/A Transnet Capital Projects

REQUEST FOR QUOTATION

TFR RME RFQ BOARD
PROCUREMENT DEPARTMENT
TRANSNET FREIGHT RAIL - RME.
3900


Registration Number: 1990/000900/06
Vat Number : 4720103177

Attention:
Sales / Marketing.
Telephone Number :
Fax Number :
Vendor Number :500000

Quotation Deadline Date : 16.01.2013
Quotation Deadline Time : 12:00

REQUEST for QUOTATION
Transnet Capital Projects
RFQ Number / Date
6000144711 / 08.01.2013
Contact Person / Telephone
Eddie Quinn / 035 905 3664
Return to VAX Number/EMAIL
0865159978 / TCPtendersRichardsBay@Transnet.net

Item	Material	Description	RFQ Qty	UoM	Required Del date	Confirm Del date	Unit Price Excl	Total Price Excl
00010		AL 50 X 3.7/3.00 ABC XL	500	m	30.01.2013			
AL 50 X 3.7/3.00 Arial Bundle Conductor, XLPE PVC 11KV Your price to include the delivery and off-loading cost to our Richards Bay Main Depot. Contact Person: Mr Pierre Crocker Tel: 083 279 0437.								
00020		Termination kit outdoor	2	ea	30.01.2013			
Termination kit outdoor for AL 50 X 3 7/3.00 ABC XLPE. Your price to include the delivery and off-loading cost to our Richards Bay Main Depot. Contact Person: Mr Pierre Crocker Tel: 083 279 0437.								
00030		3 Core 50mm sq.11kV XLP	120	m	30.01.2013			
3 Core 50mm sq.11kV XLPE / SWA/ PVC coated copper cable as per specification BBC0198 Items 5.2.8,5.2.9,5.2.10, & 5.2.11.								



Transnet SOC Limited
 T/A Transnet Capital Projects
 Company
 TFR RME RFQ BOARD
 PROCUREMENT DEPARTMENT
 TRANSNET FREIGHT RAIL - RME.
 3900

REQUEST FOR QUOTATION

Registration Number: 1990/000900/06
 Vat Number : 4720103177

Attention:
 Sales / Marketing.
 Telephone Number :
 Fax Number :
 Vendor Number :500000

Quotation Deadline Date : 16.01.2013
Quotation Deadline Time : 12:00

REQUEST for QUOTATION
 Transnet Capital Projects
RFQ Number / Date
 6000144711 / 08.01.2013
Contact Person / Telephone
 Eddie Quinn / 035 905 3664
Return to VAX Number/EMAIL
 0865159978 / TCPtendersRichardsBay@Transnet.net

Item	Material	Description	RFQ Qty	UoM	Required Del date	Confirm Del date	Unit Price Excl	Total Price Excl
------	----------	-------------	---------	-----	-------------------	------------------	-----------------	------------------

Your price to include the delivery and off-loading cost to our Richards Bay Main Depot.
 Contact Person: Mr Pierre Crocker Tel: 083 279 0437.

100040		Outdoor termination ki	4	ea	30.01.2013			
--------	--	------------------------	---	----	------------	--	--	--

Outdoor Termination kit for 11 kV 3 Core 50mm sq. XLPE cable, (RAYTECH)
 Your price to include the delivery and off-loading cost to our Richards Bay Main Depot.
 Contact Person: Mr Pierre Crocker Tel: 083 279 0437.

Transnet Limited t/a Transnet Freight Rail (R.M.E.) # Richards Bay, hereby invite your company to submit a detailed quotation for:
 The Supply, Deliver and Offload of Various OHTE Items, mentioned above, and to Transnet Specifications, delivered to our Main Office in Richards Bay.
 All technical queries relating to this invitation may be addressed to;
 Mr. Pierre Crocker Tel: 083 279 0437 / 035-905 3638.
 All tender related queries pertaining to this invitation may be addressed to;
 Mr. Eddie Quinn, Tel: 035 # 905 3664 / 083 564 6992.



REQUEST FOR QUOTATION

Transnet SOC Limited
 T/A Transnet Capital Projects
 Company
 TFR RME RFQ BOARD
 PROCUREMENT DEPARTMENT
 TRANSNET FREIGHT RAIL - RME.
 3900

Registration Number: 1990/000900/06
 Vat Number : 4720103177

Attention:
 Sales / Marketing.
 Telephone Number :
 Fax Number :
 Vendor Number :500000

Quotation Deadline Date : 16.01.2013
Quotation Deadline Time : 12:00

REQUEST for QUOTATION
 Transnet Capital Projects
RFQ Number / Date
 6000144711 / 08.01.2013
Contact Person / Telephone
 Eddie Quinn / 035 905 3664
Return to VAX Number/EMAIL
 0865159978 / TCPtendersRichardsBay@Transnet.net

Item	Material	Description	RFQ Qty	UoM	Required Del date	Confirm Del date	Unit Price Excl	Total Price Excl
------	----------	-------------	---------	-----	-------------------	------------------	-----------------	------------------

The closing time for receipt of your official quotations is 12:00 hours on Wednesday, 16 January 2013.

Telephonic and late quotes will not be accepted.
 All quotations should be clearly marked, and may be dropped in our tender box, or alternatively forwarded to:
 Me Qetelo Moshoeshe, Tender & Fax Assistant,
 Fax No: 086 515 9978 or
 e-mailed to: TCPtendersRichardsBay@transnet.net

Physical address for delivering quotations, if required, is:

Transnet Capital Projects Richards Bay
 Tender Box in Main Foyer
 Old Naval Base,
 Commodores Close,
 Meerensee,

The contractor's address and identification details have to be shown on each quotation submitted.

Please supply the following documents with your quotation submitted;

- Valid Tax Clearance certificate.
- Copy of your latest B.B.B.E.E. Certificate.
- Certificate of good standing with the Workman's



REQUEST FOR QUOTATION

Transnet SOC Limited
 T/A Transnet Capital Projects
 Company
 TFR RME RFQ BOARD
 PROCUREMENT DEPARTMENT
 TRANSNET FREIGHT RAIL - RME.
 3900

Registration Number: 1990/000900/06
 Vat Number : 4720103177

Attention:
 Sales / Marketing.
 Telephone Number :
 Fax Number :
 Vendor Number :500000

Quotation Deadline Date : 16.01.2013
Quotation Deadline Time : 12:00

REQUEST for QUOTATION
 Transnet Capital Projects
RFQ Number / Date
 6000144711 / 08.01.2013
Contact Person / Telephone
 Eddie Quinn / 035 905 3664
Return to VAX Number/EMAIL
 0865159978 / TCPtendersRichardsBay@Transnet.net

Item	Material	Description	RFQ Qty	UoM	Required Del date	Confirm Del date	Unit Price Excl	Total Price Excl
------	----------	-------------	---------	-----	-------------------	------------------	-----------------	------------------

Compensation Commissioner.

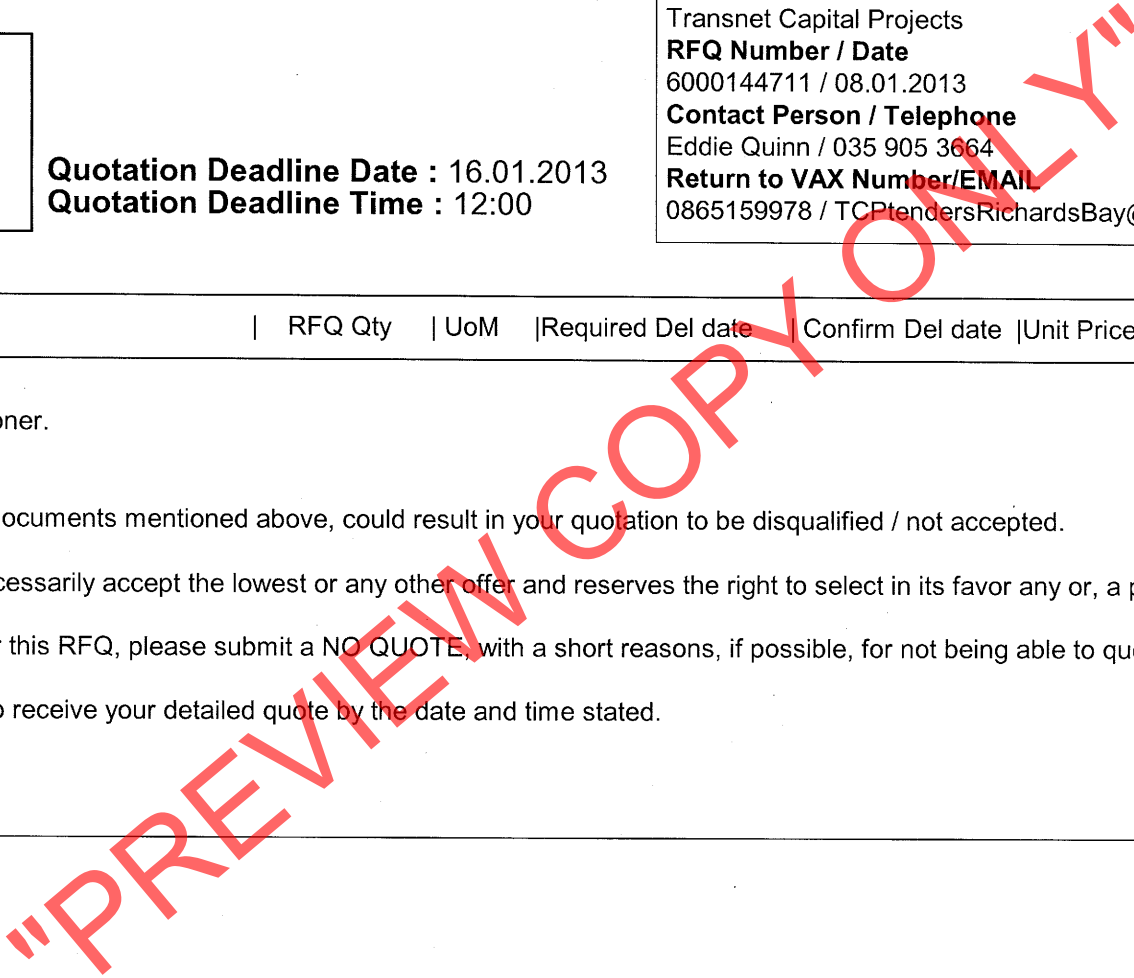
Failing to submit any of the documents mentioned above, could result in your quotation to be disqualified / not accepted.

Note: #Transnet may not necessarily accept the lowest or any other offer and reserves the right to select in its favor any or, a portion of any offer made"

If you are unable to quote for this RFQ, please submit a NO QUOTE, with a short reasons, if possible, for not being able to quote.

Otherwise we look forward to receive your detailed quote by the date and time stated.

Yours faithfully,





Transnet SOC Limited
T/A Transnet Capital Projects
 Company
 TFR RME RFQ BOARD
 PROCUREMENT DEPARTMENT
 TRANSNET FREIGHT RAIL - RME.
 3900

REQUEST FOR QUOTATION

Registration Number: 1990/000900/06
Vat Number : 4720103177

Attention:
 Sales / Marketing.
 Telephone Number :
 Fax Number :
 Vendor Number :500000

Quotation Deadline Date : 16.01.2013
Quotation Deadline Time : 12:00

REQUEST for QUOTATION

Transnet Capital Projects
RFQ Number / Date
 6000144711 / 08.01.2013
Contact Person / Telephone
 Eddie Quinn / 035 905 3664
Return to VAX Number/EMAIL
 0865159978 / TCPtendersRichardsBay@Transnet.net

Delivery Address


TFR RME Richards Bay
 Old Naval Base, Commodores Close
 Mr Pierre Crocker - Tel: 083 279 0437.
 3900

This RFQ is subject to the following conditions:

1. Price/s : The price/s quoted in SA currency and is excluding of V.A.T
2. Delivery : The price/s quoted should include delivery cost to the delivery address stated on the RFQ
3. Returnables : A valid tax clearance certificate and BBEE certificate from a SANAS accredited verification agency attached to quotation for all quotes above R30 000.
Please note that only the official Transnet RFQ will be accepted and all other correspondence to be attached to the original
4. Safety : To confirm to Transnet Capital Projects Health & Safety plan and specification; HAS-std-0001, copy available on request.
5. Confirmation: To confirm your participation in this tender process please sign and return this document as immediate effect prior to the quotation deadline.
6. Negotiations: The Employer may elect to negotiate the final terms of the contract/order with the preferred tenderer in accordance with Clauses F.2.17 and F.3.13 of the CIDB Standard Conditions of Tender. A copy of which is available upon request.

 Signature

 Date



A division of Transnet limited

**ENGINEERING AND TECHNOLOGY
TECHNOLOGY MANAGEMENT**

SPECIFICATION

**REQUIREMENTS FOR THE SUPPLY OF ELECTRIC
CABLES**

(Appendix to be filled in by client)

Authors: Engineering Technician (level 1)
Section: Technology
Management B.L. Ngobeni

A handwritten signature in black ink, appearing to read "B.L. Ngobeni", written over a horizontal dotted line.

Approved: Engineering Technician (level 3)
Section: Technology
Management D.O. Schulz

A handwritten signature in black ink, appearing to read "D.O. Schulz", written over a horizontal dotted line.

Authorised: Senior Engineer
Section: Technology
Management L.O. Borchard

A handwritten signature in black ink, appearing to read "L.O. Borchard", written over a horizontal dotted line.

Date: 5 September 2005

Circulation restricted to:

- Engineering &Technology: Infrastructure Maintenance
- Engineering &Technology: Infrastructure Engineering
- Engineering &Technology: Technology Management

© This document as a whole is protected by copyright. The information herein is the sole property of Transnet Ltd. It may not be used, disclosed or reproduced in part or in whole in any manner whatsoever, except with the written permission of and in a manner permitted by the proprietors.

INDEX

SECTION	DESCRIPTION	PAGE NO
1.0	SCOPE.....	3
2.0	STANDARDS.....	3
3.0	APPENDIX.....	3
4.0	TENDERING PROCEDURE.....	3
5.0	MEDIUM VOLTAGE CABLES.....	3
6.0	CABLES FOR FIXED INSTALLATIONS.....	4
7.0	QUALITY ASSURANCE.....	5
8.0	INSPECTION AND TESTING.....	5
9.0	APPENDIX 1.....	6

"PREVIEW COPY ONLY"

1.0 SCOPE

This specification covers Spoornet's requirements for cables used for:

- Medium voltage reticulation systems, distribution systems, traction substation supplies, and 3 kV DC feeder applications (3,3/3,3 kV to 19/33 kV).
- Cables used for fixed installations (300/500 V to 1900/3300 V).

2.0 STANDARDS

The following publications (latest version) are referred to herein.

2.1 SOUTH AFRICAN NATIONAL STANDARDS

- SANS 97 : Electric cables - Impregnated paper insulated metal-sheathed cables for rated voltages 3,3/3,3 kV to 19/33 kV (excluding pressure assisted cables).
- SANS 1339 : Electric cables – Cross-linked polyethylene (XLPE) insulated cables for rated voltages 3,8/6,6 kV to 19/33 kV.
- SANS 1507 : Electric cables with extruded solid dielectric insulation for fixed installations 300/500 V to 1900/3300 V,
Part 1-General,
Part 3-PVC Distribution cables,
Part 4-XLPE distribution cables,
Part 5-Halogen free distribution cables.

3.0 APPENDIX

The following appendix forms an integral part of this specification.

- 3.1 Appendix 1 : Schedule of Requirements: Details of the cable to be supplied.

4.0 TENDERING PROCEDURE

- 4.1 Tenderers shall indicate clause-by-clause compliance with the specification. They shall take the form of a separate document listing all the specifications clause numbers indicating the individual statement of compliance or non-compliance.
- 4.2 The tenderers shall motivate a statement of non-compliance.
- 4.3 The tenderer shall submit technical specifications of the cables offered.
- 4.4 Failure to comply with clauses 4.1, 4.2 and 4.3 could preclude a tender from consideration.

5.0 MEDIUM VOLTAGE CABLES**5.1 IMPREGNATED PAPER INSULATED.**

- 5.1.1 Paper impregnated lead sheathed (PILC) cables used for reticulation systems and traction power supplies and other applications shall be in accordance with SANS 97.
- 5.1.2 The voltage range for the cables shall be between 3,3kV and 33kV.
- 5.1.3 The cables shall be three core with stranded copper conductors.
- 5.1.4 The cables shall be paper insulated, screened type, lead sheathed provided with an extruded PVC bedding.

- 5.1.5 The armouring shall be galvanised steel wire with outer extruded PVC over sheath over the armouring.
- 5.1.6 The cable shall be so manufactured that it is fully protected against the effect of electrolysis.
- 5.1.7 Single core cables used for 3 kV DC application shall withstand a test voltage of 10,5 kV for one minute.
- 5.1.8 Cables shall be suitable for laying directly in soil and concrete trenches.
- 5.1.9 The cables shall withstand exposure to water, corrosive conditions as well as high ultra violet conditions caused by direct sunlight.
- 5.1.10 The cables shall be tested in accordance with SANS 97. Type test certificates shall be submitted with the cables offered.
- 5.1.11 The packing, marking and sealing of cables and cable drums shall be in accordance with SANS 97.
- 5.2 CROSS – LINKED POLYETHYLENE INSULATED (XLPE).**
- 5.2.1 XLPE cables used for reticulation systems, 3kV DC traction feeders and traction power supplies and other applications shall be in accordance with SANS 1339.
- 5.2.2 The voltage range for the cables shall be between 3,8kV and 33kV.
- 5.2.3 Cables shall be single or three core with stranded copper conductors.
- 5.2.4 The cables shall be type A (armoured) for single and three core cables.
- 5.2.5 Single core type A cable shall be copper tape screened, aluminium wire armoured and provided with a PVC outer sheath.
- 5.2.6 Single core cables shall be rated for 3,8/6,6kV.
- 5.2.7 Single core cables used for 3 kV DC application shall withstand a test voltage of 10,5 kV for one minute.
- 5.2.8 Three core type A cable shall be copper tape screened, galvanised steel wire armoured and provided with a PVC outer sheath.
- 5.2.9 The manufacture of the single and three core cables shall be such that the cables are fully protected against the effect electrolysis.
- 5.2.10 The cables shall be suitable for laying directly in soil and concrete trenches.
- 5.2.11 The cables shall withstand exposure to water, corrosive conditions as well as high ultra violet conditions caused by direct sunlight.
- 5.1.12 The cables shall be tested in accordance with SANS 1339. Type test certificates shall be submitted with the cables offered.
- 5.2.12 Where specified flame-retardant and halogen free cables shall be in accordance with SANS 1339.
- 5.2.13 The packing, marking and sealing of cables and cable drums shall be in accordance with SANS 1339.
- 6.0 CABLES FOR FIXED INSTALLATIONS**
- 6.1 Unless otherwise specified single and multi-core, wire armoured, extruded PVC insulated cables shall be used for fixed installations. The cables shall be in accordance with SANS 1507 part 1 and part 3.
- 6.2 The voltage range is between 300/500 V to 1900/3300 V.
- 6.3 Cables shall have stranded annealed copper conductors.

- 6.4 The cables shall be marked according to SANS 1507 part 3. Core identification shall be by means of colour code or numbering of the insulation.
- 6.5 The cable shall be so manufactured that it is fully protected against the effect of electrolysis.
- 6.6 Where XLPE or halogen free cables are specified the cables shall be in accordance with SANS 1507 parts 4 and 5.
- 6.7 The cables shall be tested in accordance with SANS 1507 parts 3, 4 and 5. Type test certificates shall be submitted with the cables offered.
- 6.8 The packing, marking and sealing of cables and cable drums shall be in accordance with SANS 1507.

7.0 QUALITY ASSURANCE

- 7.1 Spoornet reserves the right to carry out inspection and tests on the equipment at the works of the supplier/manufacturer.
- 7.2 Arrangements must be made timeously for such inspections and type/routine tests in accordance with the cable specifications are carried out before delivery of the cables to the site.

8.0 INSPECTION AND TESTING

- 8.1 Spoornet reserves the right to carry out inspections and any tests on cables at the factory of the supplier/ manufacture.
- 8.2 Arrangements must be made with The Senior Engineer, Technology Management Spoornet for inspections to be carried out before delivery of the equipment.

"PREVIEW COPY ONLY"

SCHEDULE OF REQUIREMENTS

(To be completed by the client)

1.0 MEDIUM VOLTAGE CABLES

1.1 PAPER IMPREGNATED LEAD SHEATHED (PILC)

1.1.1 Rated Voltage (V):

1.1.2 Number of cores:

1.1.3 Length of cables (m):

1.1.4 Size of conductors (mm²):

1.2 CROSS LINKED POLYETHYLENE INSULATED (XLPE)

(XLPE is recommended for 3 kV DC Applications)

1.2.2 Rated Voltage (V):

1.2.3 Number of cores:

1.2.4 Length of cables (m):

1.2.5 Size of conductors (mm²):

1.2.6 Flame retardant (required/not required):

2.1 CABLES FOR FIXED INSTALLATIONS

2.1.1 Type of cable required:

- PVC Distribution cables: (Yes/ No):
- XLPE Distribution cables: (Yes/No):

2.1.2 Rated Voltage (V):

2.1.3 Number of cores:

2.1.4 Length of cables (m):

2.1.5 Size of conductors (mm²):

END